



PROFESSIONALS IN EQUIPMENT FOR | **COLLECTIVITIES**





PROFESSIONALS IN EQUIPMENT FOR | **COLLECTIVITIES**



2019 - 2020


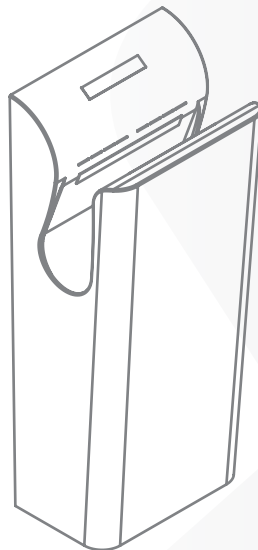
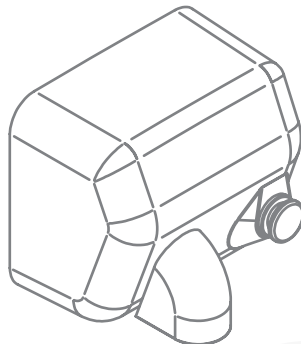

www.simex.es

INDEX

HAND DRYERS	5
HAIR DRYERS	13
SOAP DISPENSERS	19
PAPER DISPENSERS	29
BINS	37
BATHROOM ACCESSORIES	47
HOTEL EQUIPMENT	69
GRAB BARS	73
TECHNICAL SUPPORT	93
WATER DISPENSERS	103
STAINLESS STEEL SANITARY	119
EMERGENCY EYE WASHERS AND SHOWERS	125
SALES GENERAL CONDITIONS	140
TECHNICAL ADVICE	141
INDEX CODES	145



Hand dryers |



HAND DRYERS | FASTFLOW



Ref. 01060
Finish: **White**



Ref. 01061
Finish: **Silver**



NEW

Ref. 01037
Finish: **White**



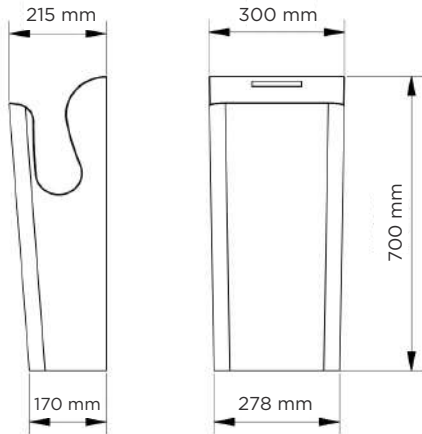
NEW

Ref. 01066
Finish: **Silver**

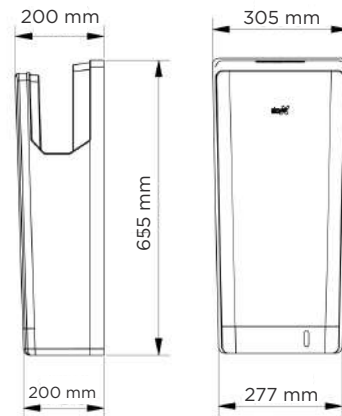
- **Material:** ABS.
- **Power:** 2.050 W.
- **Weight:** 11 kg.
- **Drain tank:** 700 ml.
- Brushless motor.
- Filter HEPA.
- Electronic sensor and drying timer.
- Connection to waste pipe system. (optional)

- **Material:** ABS.
- **Power:** 2.050 W.
- **Weight:** 11 kg.
- **Drain tank:** 1.000 ml.
- Brush motor.
- Filter HEPA.
- Electronic sensor and drying timer.
- Connection to waste pipe system. (optional)

TECHNICAL DETAILS 01060 • 01061



TECHNICAL DETAILS 01037 • 01066



- **Voltage:** 220 - 240 V.
- **Frequency:** 50 - 60 Hz.
- **Total power:** 1.650 - 2.050 W.
- **Heating element power:** 1.100 W.
- **Motor power:** 700 W.
- **Type:** Universal without brushes.
- **R.p.m:** 20.000.
- **Sound level at 1m:** 70 dB.
- **Air flow:** 3.000 l/min (180 m³/h).
- **Air speed:** 342 km/h.
- **Temperature at 10 cm.** (Room T° 21°C approx.): 20-40 °C.
- **Drying time:** 7 - 10 s.
- **Electrical insolation:** Class I.
- **(IP)** Protection rating against water and dust: IPX4.
- **Regulations:** CE.

- **Voltage:** 220 - 240 V.
- **Frequency:** 50 - 60 Hz.
- **Total power:** 1.650 - 2.050 W.
- **Heating element power:** 1.100 W.
- **Motor power:** 700 W.
- **Type:** Universal with brushes.
- **R.p.m:** 20.000.
- **Sound level at 1m:** 70 dB.
- **Air flow:** 3.000 l/min (180 m³/h).
- **Air speed:** 342 km/h.
- **Temperature at 10 cm.** (Room T° 21°C approx.): 20-40 °C.
- **Drying time:** 7 - 10 s.
- **Electrical insolation:** Class I.
- **(IP)** Protection rating against water and dust: IPX4.
- **Regulations:** CE.



Ref. 01052
Finish: **White**



Ref. 01065
Finish: **Black**

NEW
FINISH



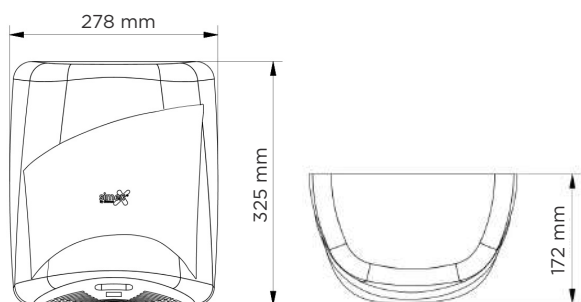
Ref. 01053
Finish: **Polished**



Ref. 01051
Finish: **Satin**

- **Material:** SUS 304 Stainless Steel.
- **Power:** 1.800 W.
- **Weight:** 6,2 kg.
- **Sensor operated.**

TECHNICAL DETAILS 01052 • 01065 • 01053 • 01051



- **Voltage:** 220 - 240 V.
- **Frequency:** 50 - 60 Hz.
- **Total power:** 1.800 W.
- **Heating element power:** 1.200 W.
- **Motor power:** 600 W.
- **Type:** Universal with brushes.
- **R.p.m:** 24.000.
- **Sound level at 2m:** 70 dB.
- **Air flow:** 3.000 l/min (180 m³/h).
- **Air speed:** 326 km/h.
- **Temperature at 10 cm.** (Room T° 21°C approx.): 55 °C.
- **Drying time:** 10 - 12 s.
- **Electrical insulation:** Class I.
- **(IP) Protection rating against water and dust:** IPX1.
- **Regulations:** CE.

HAND DRYERS | HITFLOW



Ref. 01056
Finish: **White Epoxy**



Ref. 01057
Finish: **Black Epoxy**



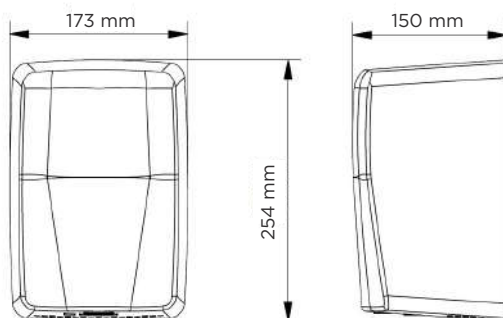
Ref. 01058
Finish: **Polished**



Ref. 01059
Finish: **Satin**

- **Material:** SUS 304 Stainless Steel.
- **Power:** 1.200 W.
- **Weight:** 5,3 kg.
- **Thickness:** 1,5 mm.
- Vandal-resistant.
- Sensor operated.

TECHNICAL DETAILS 01056 • 01057 • 01058 • 01059



- **Voltage:** 220 - 240 V.
- **Frequency:** 50 - 60 Hz.
- **Total power:** 1.200 W.
- **Heating element power:** 600 W.
- **Motor power:** 500 W.
- **Type:** Universal with brushes.
- **R.p.m:** 20.000.
- **Sound level at 1m:** 72 dB.
- **Air flow:** 1.910 l/min (114,6 m³/h).
- **Air speed:** 378 km/h.
- **Temperature at 10 cm.** (Room T° 21°C approx.): 20-40 °C.
- **Drying time:** 10 - 15 s.
- **Electrical isolation:** Class I.
- **(IP)** Protection rating against water and dust: IPX4.
- **Regulations:** CE.



Ref. 01021
Finish: **White**



Ref. 01025
Finish: **Black**



Ref. 01022
Finish: **Gold**



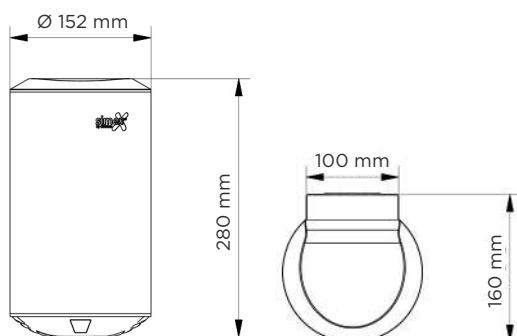
Ref. 01024
Finish: **Polished**



Ref. 01023
Finish: **Satin**

- **Material:** Stainless Steel.
- **Power:** 1.200 W.
- **Weight:** 3,2 kg.
- Vandal-resistant.
- Sensor operated.

TECHNICAL DETAILS 01021 • 01025 • 01022 • 01024 • 01023



- **Voltage:** 220 - 240 V.
- **Frequency:** 50 - 60 Hz.
- **Total power:** 1.200 W.
- **Heating element power:** 600 W.
- **Motor power:** 500 W.
- **Type:** Universal with brushes.
- **R.p.m:** 20.000.
- **Sound level at 1m:** 72 dB.
- **Air flow:** 4.080 l/min (244 m³/h).
- **Air speed:** 244,8 km/h.
- **Temperature at 10 cm.** (Room T° 21°C approx.): 20-40 °C.
- **Drying time:** 10 - 15 s.
- **Electrical isolation:** Class I.
- **(IP)** Protection rating against water and dust: IPX4.
- **Regulations:** CE.

HAND DRYERS | CLEANFLOW



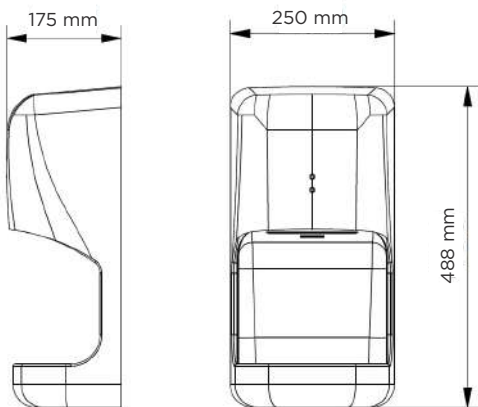
Ref. 01062
Finish: White



Ref. 01063
Finish: Silver

- Material: ABS.
- Power: 1.400 W.
- Weight: 5 kg.
- Sensor operated.
- Connection to waste pipe system. (optional)

TECHNICAL DETAILS 01062 • 01063



- Voltage: 220 - 240 V.
- Frequency: 50 - 60 Hz.
- Total power: 1.400 W.
- Heating element power: 800 W.
- Motor power: 550 W.
- Type: Universal with brushes.
- R.p.m: 20.000.
- Sound level at 1m: 76 dB.
- Air flow: 1.890 l/min (113,4 m3/h).
- Air speed: 396 km/h.
- Temperature at 10 cm. (Room T° 21°C approx.): 20-40 °C.
- Drying time: 10 - 15 s.
- Electrical isolation: Class I.
- (IP) Protection rating against water and dust: IPX1.
- Regulations: CE.

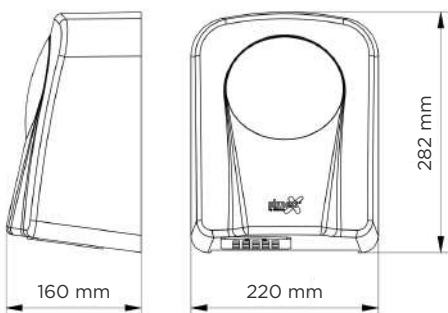
HAND DRYERS | MEDIUM JET



Ref. 01055
Finish: White

- Material: ABS.
- Power: 1.650 W.
- Weight: 3,9 kg.
- Sensor operated.

TECHNICAL DETAILS 01055



- Voltage: 220 - 240 V.
- Frequency: 50 - 60 Hz.
- Total power: 1.650 W.
- Heating element power: 1.050 W.
- Motor power: 600 W.
- Type: Universal with brushes.
- R.p.m: 2.300.
- Sound level at 1m: 60 dB.
- Air flow: 1.583 l/min (95 m3/h).
- Air speed: 57,6 km/h.
- Temperature at 10 cm. (Room T° 21°C approx.): 52 °C.
- Drying time: 30 - 40 s.
- Electrical isolation: Class I.
- (IP) Protection rating against water and dust: IPX1.
- Regulations: CE.

PUSH BUTTON



Ref. 01005
Finish: **Satin**



Ref. 01001
Finish: **White Epoxy**



Ref. 01003
Finish: **Polished**

SENSOR OPERATED



Ref. 01006
Finish: **Satin**



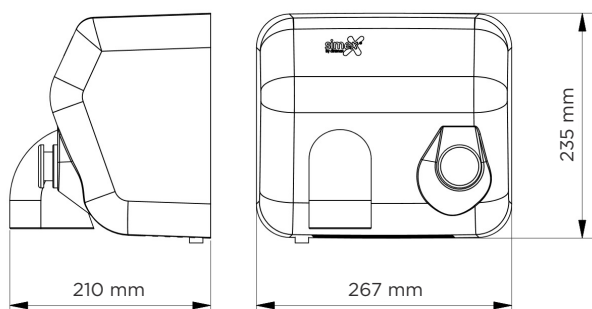
Ref. 01002
Finish: **White Epoxy**



Ref. 01004
Finish: **Polished**

- **Material:** SUS 304 Stainless Steel.
- **Power:** 2.300 W.
- **Weight:** 2,4 kg.
- **Thickness:** 1,5 mm.
- **Vandal-resistant.**

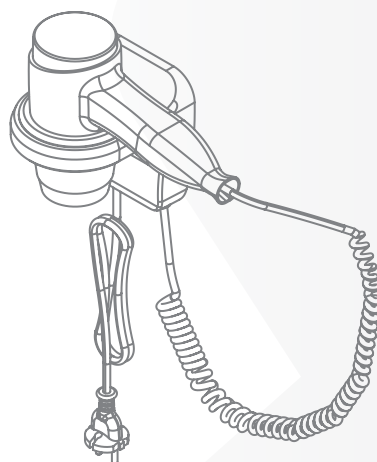
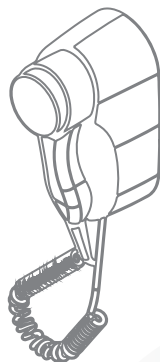
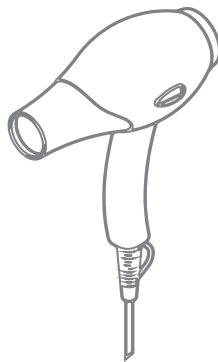
TECHNICAL DETAILS 01005 • 01001 • 01003 • 01006 • 01002 • 01004



- **Voltage:** 220 - 240 V.
- **Frequency:** 50 - 60 Hz.
- **Total power:** 2.300 W.
- **Heating element power:** 2.070 W.
- **Motor power:** 230 W.
- **Type:** Universal without brushes.
- **R.p.m:** 7.200.
- **Sound level at 2m:** 70 dB.
- **Air flow:** 4.000 l/min (240m³/h).
- **Air speed:** 72 km/h.
- **Temperature at 10 cm.** (Room T° 21°C approx.): 50 °C.
- **Drying time:** 15 s.
- **Electrical isolation:** Class I.
- **(IP) Protection rating against water and dust:** IPX1.
- **Timer (manual):** 15 s.
- **Regulations:** CE.



Hair dryers |



HAIR DRYERS | HOTEL LINE



Ref. 01017
Finish: **White**
Power: **900 W**



Ref. 01011
Finish: **White**
Power: **1.200 W**

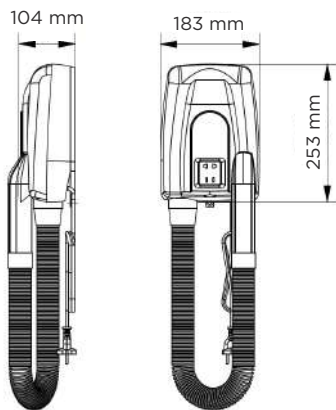


Ref. 01064
Finish: **Silver and black**
Power: **1.200 W**

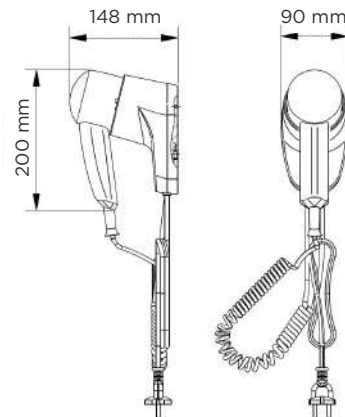
**NEW
FINISH**

- Wall hanged automatic phone type hair dryers with switch ON/OFF.
- **Casing:** ABS.
- **01017:** Phone type. Automatically stops when replacing the handle. Three speeds. With shaver socket.
- **01011 • 01064:** Two speeds. General ON/OFF security switch.

TECHNICAL DETAILS 01017



TECHNICAL DETAILS 01011 • 01064



- **Voltage:** 220 - 240 V.
- **Frequency:** 50/60 Hz.
- **Total power:** 900 W.
- **Heating element power:** 830 W.
- **Motor power:** 70 W.
- **Type:** DC.
- **R.p.m:** 6.500.
- **Sound level at 2m:** 68 dB.
- **Air flow:** 65 m³/h.
- **Air speed:** 51 km/h.
- **Temperature at 10 cm.** (Room T° 21°C approx.): 60 °C.
- **Electrical insulation:** Class II.
- **(IP)** Protection rating against water and dust: IP 20.
- **Shaver socket:** European and american.
- **Regulations:** CE.

- **Voltage:** 220 - 240 V.
- **Frequency:** 50/60 Hz.
- **Total power:** 540 - 1.200 W.
- **Heating element power:** 1.200 W.
- **Motor power:** 40 W.
- **Type:** DC.
- **R.p.m:** 11.000 - 13.000.
- **Sound level at 2m:** 60 dB.
- **Air flow:** 70 m³/h.
- **Air speed:** 72 km/h.
- **Temperature at 10 cm.** (Room T° 21°C approx.): 61 °C.
- **Electrical insulation:** Class II.
- **(IP)** Protection rating against water and dust: IP 20.
- **Shaver socket:** No.
- **Regulations:** CE.



Ref. 01010
Finish: **White**
Power: **1.200 W**



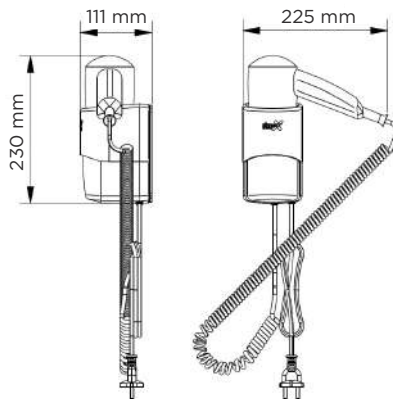
Ref. 01034
Finish: **White**
Power: **1.400 W**



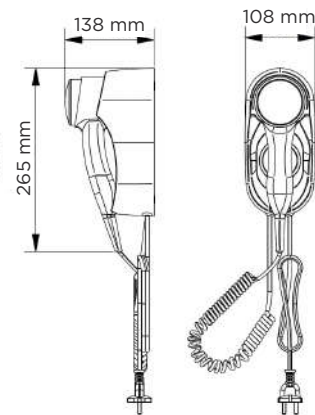
Ref. 01031
Finish: **Black**
Power: **1.400 W**

- Wall hanged automatic phone type hair dryers with switch ON/OFF.
- **Casing:** ABS.
- Two speeds. General ON/OFF security switch.
- **01010:** With shaver socket.

TECHNICAL DETAILS 01010



TECHNICAL DETAILS 01034 • 01031



- **Voltage:** 220 - 240 V.
- **Frequency:** 50/60 Hz.
- **Total power:** 540 - 1.200 W.
- **Heating element power:** 1.200 W.
- **Motor power:** 40 W.
- **Type:** DC.
- **R.p.m.:** 11.000 - 13.000.
- **Sound level at 2m:** 60 dB.
- **Air flow:** 70 m³/h.
- **Air speed:** 72 km/h.
- **Temperature at 10 cm.** (Room T° 21°C approx.): 61 °C.
- **Electrical insolation:** Class II.
- **(IP)** Protection rating against water and dust: IP 20.
- **Shaver socket:** European and american.
- **Regulations:** CE.

- **Voltage:** 220 - 240 V.
- **Frequency:** 50/60 Hz.
- **Total power:** 630 - 1.400 W.
- **Heating element power:** 1.400 W.
- **Motor power:** 40 W.
- **Type:** DC.
- **R.p.m.:** 11.000 - 13.000.
- **Sound level at 2m:** 61 dB.
- **Air flow:** 73 m³/h.
- **Air speed:** 79,2 km/h.
- **Temperature at 10 cm.** (Room T° 21°C approx.): 63 °C.
- **Electrical insolation:** Class II.
- **(IP)** Protection rating against water and dust: IP 20.
- **Shaver socket:** No.
- **Regulations:** CE.

HAIR DRYERS | HOTEL LINE



Ref. 01035
Finish: **White with chromed inserts**
Power: **1.600 W**



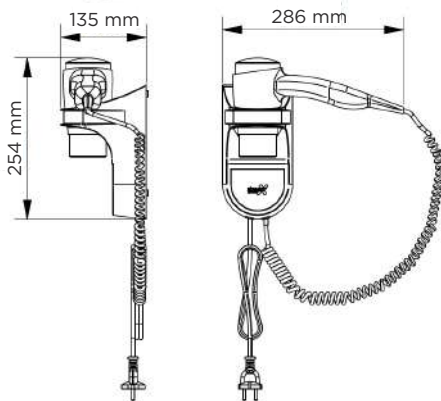
Ref. 01026
Finish: **White with chromed inserts**
Power: **1.600 W**



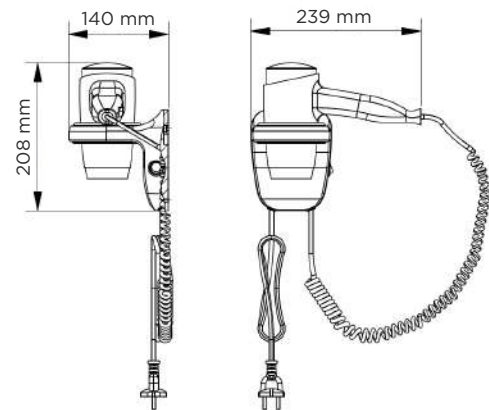
Ref. 01036
Finish: **White with chromed inserts**
Power: **1.800 W**

- Wall hanged automatic phone type hair dryers with switch ON/OFF.
- **Casing:** ABS.
- Two speeds and two air temperatures. General ON/OFF security switch.
- **01026:** With shaver socket.

TECHNICAL DETAILS 01035 • 01026



TECHNICAL DETAILS 01036



- **Voltage:** 220 - 240 V.
- **Frequency:** 50/60 Hz.
- **Total power:** 720 - 1.600 W.
- **Heating element power:** 1.600 W.
- **Motor power:** 40 W.
- **Type:** DC.
- **R.p.m.:** 11.000 - 13.000.
- **Sound level at 2m:** 62 dB.
- **Air flow:** 75 m³/h.
- **Air speed:** 86,4 km/h.
- **Temperature at 10 cm.** (Room T° 21°C approx.): 65 °C.
- **Electrical insolation:** Class II.
- **(IP)** Protection rating against water and dust: IP 20.
- **Shaver socket:** European and american. (01026).
- **Regulations:** CE.

- **Voltage:** 220 - 240 V.
- **Frequency:** 50/60 Hz.
- **Total power:** 200 - 1.800 W.
- **Heating element power:** 1.800 W.
- **Motor power:** 48 W.
- **Type:** DC.
- **R.p.m.:** 9.000 - 18.000.
- **Sound level at 2m:** 65 dB.
- **Air flow:** 80 m³/h.
- **Air speed:** 86,4 km/h.
- **Temperature at 10 cm.** (Room T° 21°C approx.): 63 °C.
- **Electrical insolation:** Class II.
- **(IP)** Protection rating against water and dust: IP 20.
- **Shaver socket:** No.
- **Regulations:** CE.



NEW

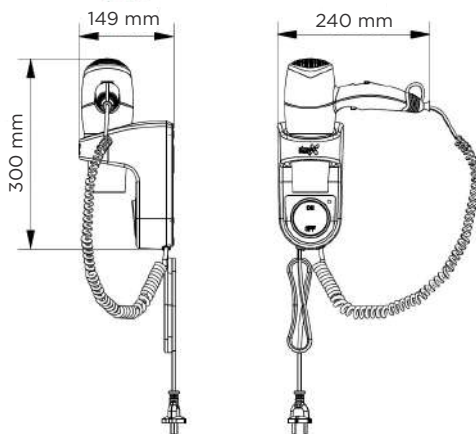
Ref. 01033
Finish: **Black**
Power: **2.000 W**



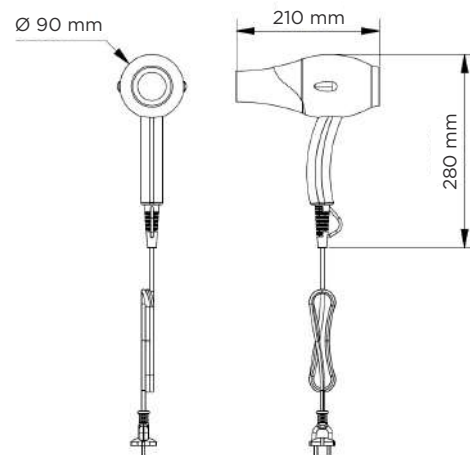
Ref. 01032
Finish: **Black**
Power: **2.100 W**

- **01033:** Wall hanged automatic phone type hair dryer with switch ON/OFF.
- **Casing:** ABS.
- Two speeds and two air temperatures.

TECHNICAL DETAILS 01033



TECHNICAL DETAILS 01032

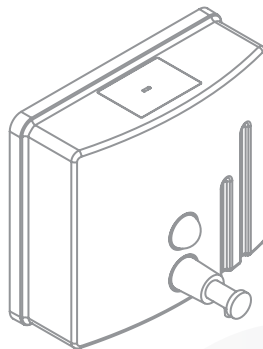


- **Voltage:** 220 - 240 V.
- **Frequency:** 50/60 Hz.
- **Total power:** 200 - 2.000 W.
- **Heating element power:** 2.000 W.
- **Motor power:** 48 W.
- **Type:** DC.
- **R.p.m:** 9.000 - 18.000.
- **Sound level at 2m:** 68 dB.
- **Air flow:** 84 m³/h.
- **Air speed:** 93,6 km/h.
- **Temperature at 10 cm.** (Room T° 21°C approx.): 65 °C.
- **Electrical insolation:** Class II.
- **(IP)** Protection rating against water and dust: IP 20.
- **Shaver socket:** No.
- **Regulations:** CE.

- **Voltage:** 220 - 240 V.
- **Frequency:** 50/60 Hz.
- **Total power:** 1.800 - 2.100 W.
- **Heating element power:** 1.650 W.
- **Motor power:** 130 W.
- **Type:** DC.
- **R.p.m:** 13.500.
- **Sound level at 2m:** 76 - 78 dB.
- **Air flow:** 75 - 105 m³/h.
- **Air speed:** 57,6 - 64,8 km/h.
- **Temperature at 10 cm.** (Room T° 21°C approx.): 100 °C.
- **Electrical insolation:** Class II.
- **(IP)** Protection rating against water and dust: IP 24.
- **Shaver socket:** No.
- **Regulations:** CE.



Soap dispensers |



SOAP DISPENSERS | INOX



Ref. 04005
Finish: **Satin**
Capacity: **1,1 litres**



Ref. 04019
Finish: **Polished**
Capacity: **1,1 litres**

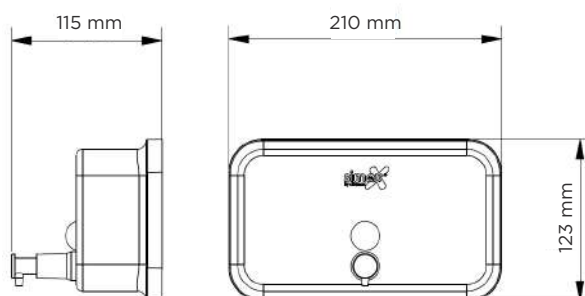


Ref. 04054
Finish: **Black**
Capacity: **1,1 litres**

**NEW
FINISH**

TECHNICAL DETAILS 04005 • 04019 • 04054

- Push-button with anti-drip valve.
- Refill indicator window.
- Wall mounted.
- **Material:** SUS 304 Stainless Steel.
- Horizontal.



Ref. 04023
Finish: **Satin**
Capacity: **1,2 litres**



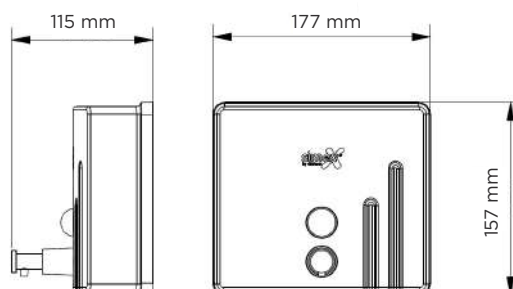
Ref. 04024
Finish: **White**
Capacity: **1,2 litres**



Ref. 04025
Finish: **Polished**
Capacity: **1,2 litres**

TECHNICAL DETAILS 04023 • 04024 • 04025

- Push-button with anti-drip valve.
- Refill indicator window.
- Wall mounted.
- **Material:** SUS 304 Stainless Steel.
- Horizontal.





Ref. 04001
 Finish: **Satin**
 Capacity: **1,2 litres**



Ref. 04020
 Finish: **White**
 Capacity: **1,2 litres**



Ref. 04021
 Finish: **Polished**
 Capacity: **1,2 litres**

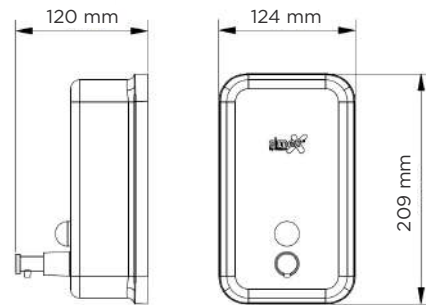


Ref. 04053
 Finish: **Black**
 Capacity: **1,2 litres**

NEW FINISH

TECHNICAL DETAILS 04001 • 04020 • 04021 • 04053

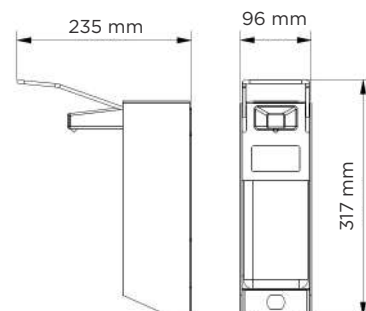
- Push-button with anti-drip valve.
- Refill indicator window.
- Wall mounted.
- **Material:** SUS 304 Stainless Steel.
- Vertical.




Ref. 04042
 Finish: **Satin**
 Capacity: **1 litre**

- Wall mounted. Refill indicator window.
- Lever elbow operated.
- **Structure:** Aluminum.
- **Lever:** Stainless Steel.
- **Deposit:** White ABS.
- Vertical.

TECHNICAL DETAILS 04042

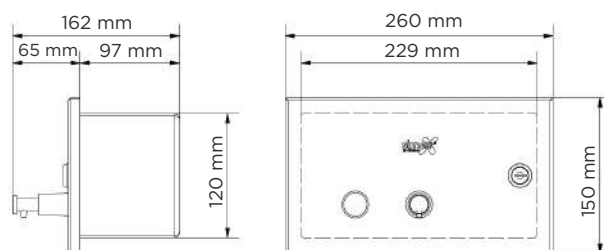




Ref. 04029
 Finish: **Satin**
 Capacity: **1,2 litres**

- Push-button with anti-drip valve.
- Safety lock.
- **Material:** SUS 304 Stainless Steel.
- Wall built-in.
- Horizontal.

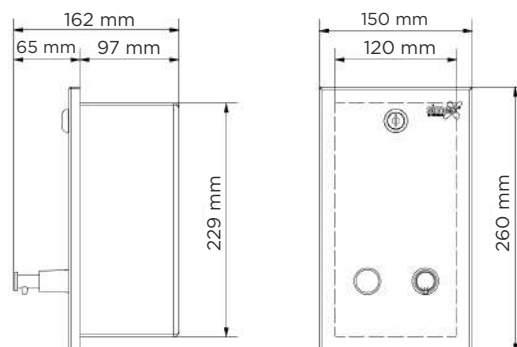
TECHNICAL DETAILS 04029



Ref. 04030
 Finish: **Satin**
 Capacity: **1,2 litres**

- Push-button with anti-drip valve.
- Safety lock.
- **Material:** SUS 304 Stainless Steel.
- Wall built-in.
- Horizontal.

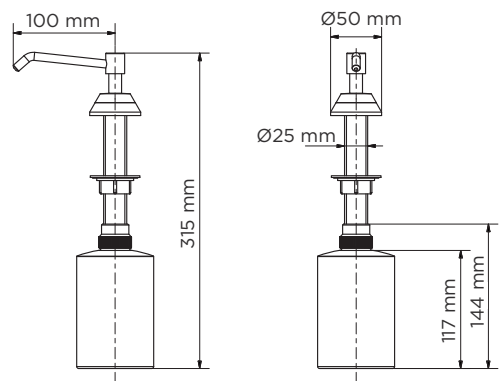
TECHNICAL DETAILS 04030





Ref. 04031
 Finish: **Polished**
 Capacity: **0,5 litres**

TECHNICAL DETAILS 04031

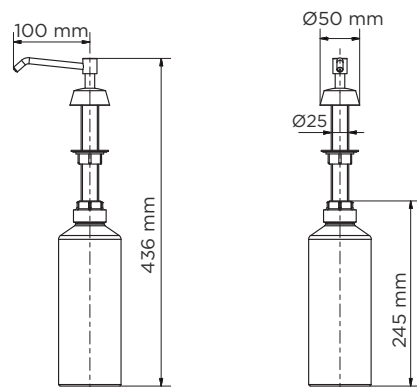


- Top refillable.
- **Spout:** SUS 304 Stainless Steel.
- **Stem:** Brass.
- **Deposit:** SUS 304 Stainless Steel.
- Countertop built-in.



Ref. 04032
 Finish: **Polished**
 Capacity: **1 litre**

TECHNICAL DETAILS 04032



- Top refillable.
- **Spout:** SUS 304 Stainless Steel.
- **Stem:** Black ABS.
- **Deposit:** White ABS.
- Countertop built-in.

SOAP DISPENSERS | INOX



Ref. 04022
Finish: **Satin**
Capacity: **1,2 litres**



NEW

Ref. 04043
Finish: **Satin**
Capacity: **0,5 litres**



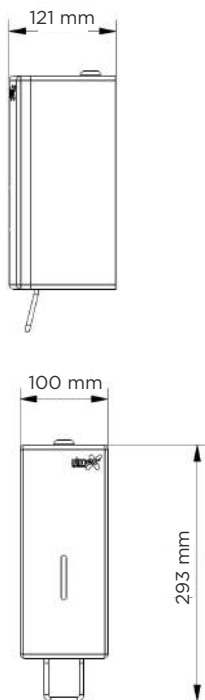
NEW

Ref. 04044
Finish: **Satin**
Capacity: **2 x 0,5 litres**

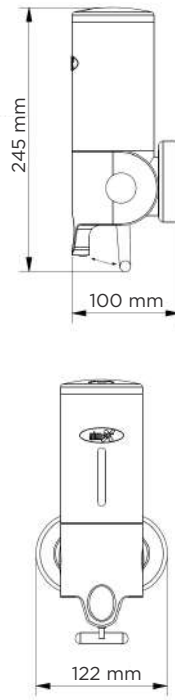
- Pull system with anti-drip valve.
- Refill indicator window.
- Safety lock.
- Wall mounted.
- **Material:** SUS 304 S. Steel.
- Vertical.

- Pull system with anti-drip valve.
- Refill indicator window.
- Cover lock.
- Wall mounted.
- **Deposit:** Stainless Steel.
- **Cap:** Plastic.
- Vertical

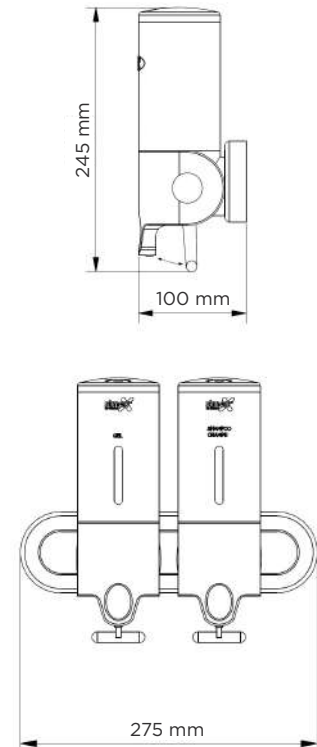
TECHNICAL DETAILS 04022



TECHNICAL DETAILS 04043



TECHNICAL DETAILS 04044





NEW DESIGN

Ref. 04047
Finish: **Metallic**
Suitable soap: **Liquid soap**



NEW DESIGN

Ref. 04048
Finish: **Metallic**
Suitable soap: **Spray soap**



Ref. 04035
Finish: **Metallic**
Suitable soap: **Foam soap**



NEW DESIGN

Ref. 04049
Finish: **White**
Suitable soap: **Liquid soap**



NEW DESIGN

Ref. 04050
Finish: **White**
Suitable soap: **Spray soap**



Ref. 04038
Finish: **White**
Suitable soap: **Foam soap**



NEW DESIGN

Ref. 04051
Finish: **Black**
Suitable soap: **Liquid soap**



NEW DESIGN

Ref. 04052
Finish: **Black**
Suitable soap: **Spray soap**



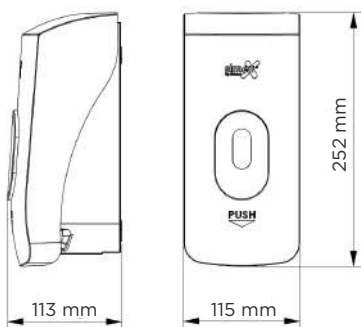
Ref. 04041
Finish: **Black**
Suitable soap: **Foam soap**

- Wall mounted. Cover lock.
- **Material:** ABS.
- **Capacity:** 1 litre.
- Push system.

- **Material:** ABS.
- **Capacity:** 1,1 litres.
- **Alimentation:** 4 batteries C-LR14. (Not included.)
- Sensor operated.

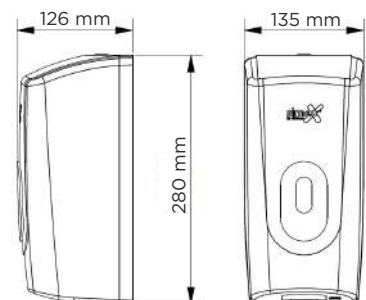
TECHNICAL DETAILS

04047 • 04049 • 04051 • 04048 • 04050 • 04052



TECHNICAL DETAILS

04035 • 04038 • 04041



SOAP DISPENSERS | BASIC



Ref. 04002
Capacity: 1 litre



Ref. 04017
Capacity: 1 litre



Ref. 04003
Capacity: 0,3 litres

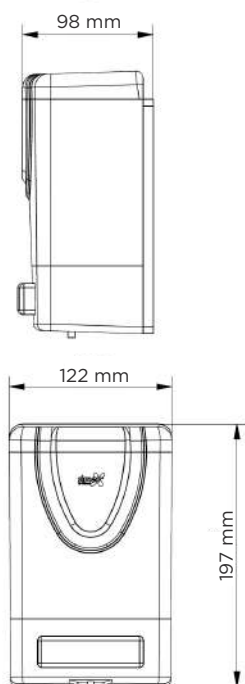


Ref. 04004
Capacity: 2 x 0,3 litres

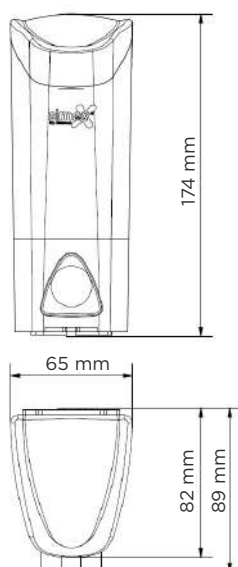
- Push-button with anti-drip valve.
- Wall mounted. Cover lock.
- **Material:** ABS.
- **Colour:** White.

- **Deposit:** Transparent.
- **Push button:** White.
- **04017:** Deposit: Black • Push button: Black
- **Colour:** Black.

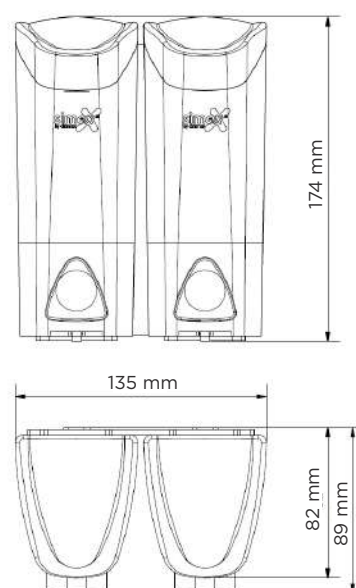
TECHNICAL DETAILS 04002 • 04017



TECHNICAL DETAILS 04003



TECHNICAL DETAILS 04004





Ref. 04006
Capacity: **0,9 litres**



Ref. 04015
Capacity: **1 litre**



LIQUID SOAP

Ref. 04007
Capacity: **1 litre**



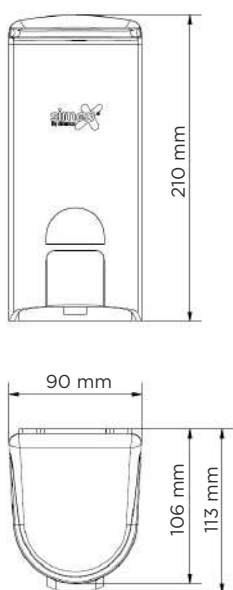
FOAM SOAP

Ref. 04013
Capacity: **1 litre**

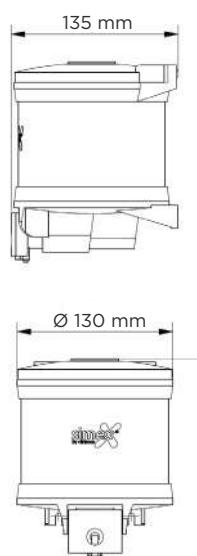
- Push-button with anti-drip valve.
- Wall mounted. Cover lock.
- **Material:** ABS.
- **Colour:** White.

- **Deposit:** White.
- **Push button:** White.
- **04015:** Deposit: Translucent methacrylate
Push Button: Black • **Colour:** Black.

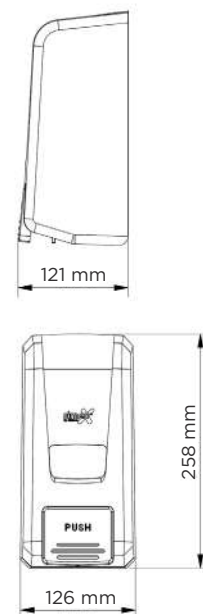
TECHNICAL DETAILS 04006



TECHNICAL DETAILS 04015

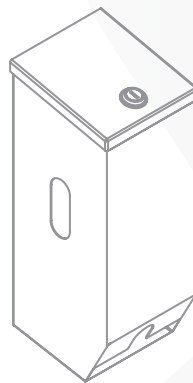
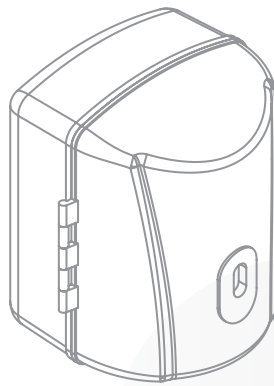
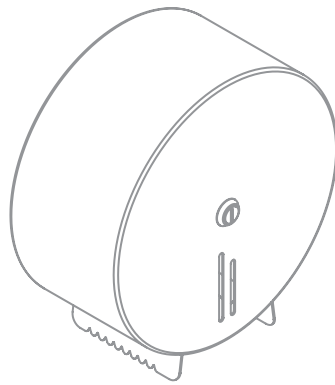


TECHNICAL DETAILS 04007 • 04013





Paper dispensers |



PAPER DISPENSERS | INOX



Ref. 06054
 Finish: **Satin**
 Material: **SUS 430**
Stainless Steel



Ref. 06005
 Finish: **White**
 Material: **Steel**



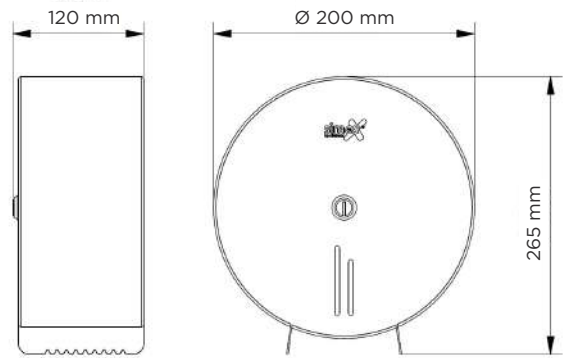
Ref. 06004
 Finish: **Polish**
 Material: **SUS 304**
Stainless Steel



Ref. 06056
 Finish: **Black**
 Material: **Steel**

NEW FINISH

TECHNICAL DETAILS 06054 • 06005 • 06004 • 06056



- Toilet paper dispensers.
- Industrial paper. Spool roll type 250/300 m.
- Axle: Ø 35 mm.
- With level viewer and safety lock.



Ref. 06055
 Finish: **Satin**
 Material: **SUS 430 Stainless Steel**

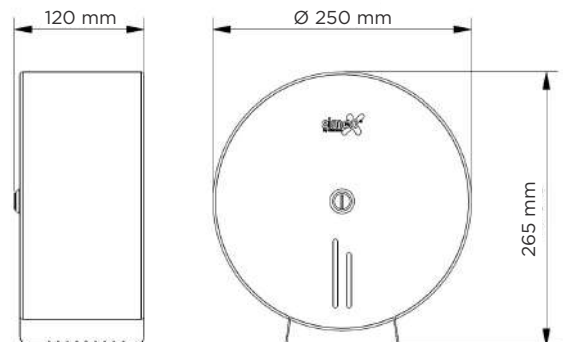


Ref. 06021
 Finish: **White**
 Material: **Steel**



Ref. 06022
 Finish: **Polished**
 Material: **SUS 304 Stainless Steel**

TECHNICAL DETAILS 06055 • 06021 • 06022



- Toilet paper dispensers.
- Industrial paper. Spool roll type 400 m.
- Axle: Ø 35 mm.
- With level viewer and safety lock.



Ref. 06023
Finish: **Metallic**
Material: **ABS**



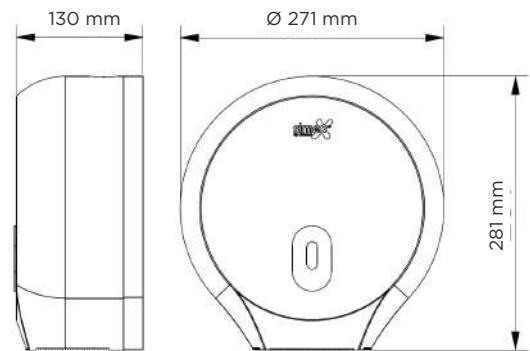
Ref. 06024
Finish: **White**
Material: **ABS**



Ref. 06025
Finish: **Smoked transparent**
Material: **ABS**

TECHNICAL DETAILS 06023 • 06024 • 06025

- Toilet paper dispensers.
- Industrial paper. Spool roll type 250/300 m.
- Axle: Ø 63 y 48 mm.
- With level viewer and safety lock.



PAPER DISPENSERS | ABS



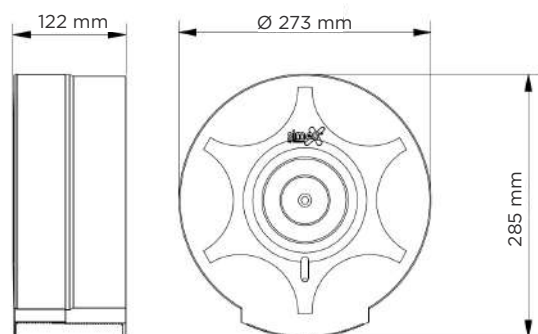
Ref. 06018
Finish: **Smoked transparent**
Material: **ABS**



Ref. 06019
Finish: **White**
Material: **ABS**

TECHNICAL DETAILS 06018 • 06019

- Toilet paper dispensers.
- Industrial paper. Spool roll type 250/300 m.
- Axle: Ø 63 y 48 mm.
- With level viewer and safety lock.



PAPER DISPENSERS | STANDARD



Ref. 06015
 Finish: **Satin**
 Material: **SUS 304**
Stainless Steel



Ref. 06016
 Finish: **White Epoxy**
 Material: **Steel**



Ref. 06006
 Finish: **Polished**
 Material: **SUS 304**
Stainless Steel

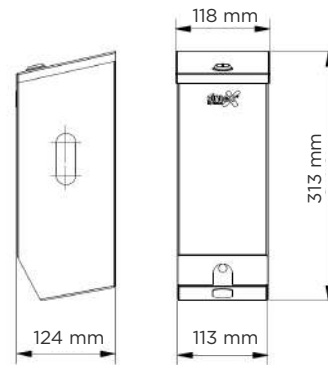


Ref. 06058
 Finish: **Black**
 Material: **Steel**

NEW FINISH

TECHNICAL DETAILS 06015 • 06016 • 06006 • 06058

- Standard roll paper dispensers.
- **Capacity:** 2 rolls.
- With level viewer and safety lock.



Ref. 06030
 Finish: **Satin**
 Material: **SUS 304**
Stainless Steel

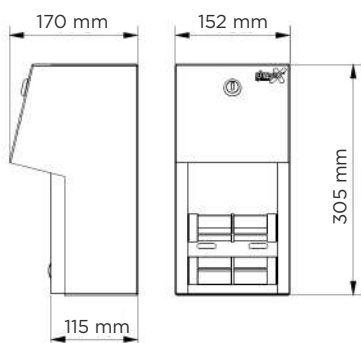


Ref. 06032
 Finish: **Polished**
 Material: **SUS 304**
Stainless Steel

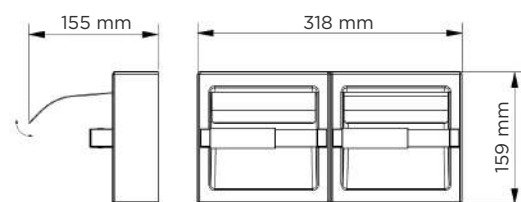
- Standard roll paper dispensers.
- **Capacity:** 2 rolls.
- Safety lock.
- Vertical.

- Double standard roll paper dispensers.
- **Capacity:** 2 rolls.
- Installed on surface. Horizontal.

TECHNICAL DETAILS 06030



TECHNICAL DETAILS 06032





Ref. 06029
 Finish: **Satin**
 Material:
SUS 304
 Stainless Steel

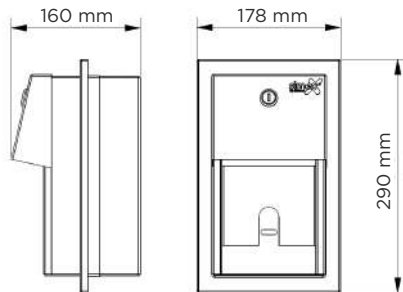


Ref. 06035
 Finish: **Polished**
 Material:
SUS 304
 Stainless Steel

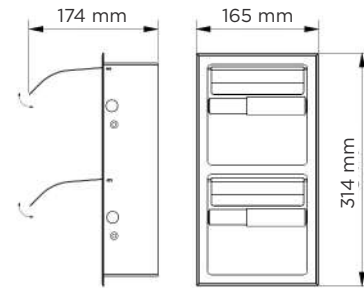
- Standard roll paper dispensers.
- **Capacity:** 2 rolls.
- Safety lock
- Semi-built in. Vertical.

- Standard roll paper dispensers.
- **Capacity:** 2 rolls.
- Wall built-in. Vertical.

TECHNICAL DETAILS 06029



TECHNICAL DETAILS 06035



Ref. 06034
 Finish: **Polished**
 Material:
SUS 304
 Stainless Steel

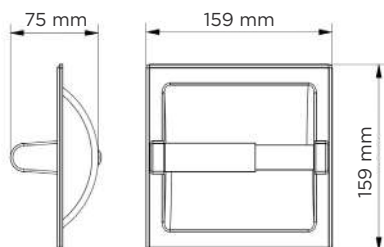


Ref. 06033
 Finish: **Polished**
 Material:
SUS 304
 Stainless Steel

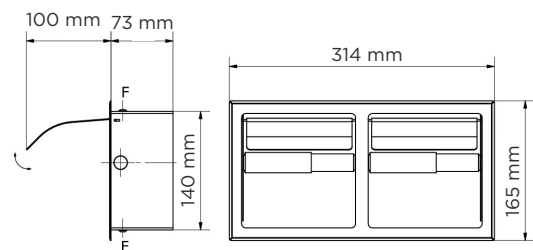
- Standard roll paper dispensers.
- **Capacity:** 1 roll.
- Semi-built in.

- Standard roll paper dispensers.
- **Capacity:** 2 rolls.
- Wall built-in. Horizontal.

TECHNICAL DETAILS 06034



TECHNICAL DETAILS 06033



PAPER DISPENSERS | CLASSIC



Ref. 06013
 Finish: **Satin**
 Material: **SUS 430**
Stainless Steel



Ref. 06014
 Finish: **White**
 Material: **Steel**



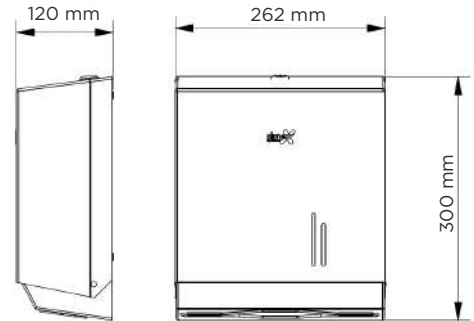
Ref. 06001
 Finish: **Polished**
 Material: **SUS 304**
Stainless Steel



Ref. 06057
 Finish: **Black**
 Material: **Steel**

NEW FINISH

TECHNICAL DETAILS 06013 • 06014 • 06001 • 06057



- Paper towel dispenser.
- **Capacity:** 400/600 services.
- With level viewer and safety lock.

PAPER DISPENSERS | ELEGANCE



Ref. 06045
 Finish: **Metallic**
 Material: **ABS**

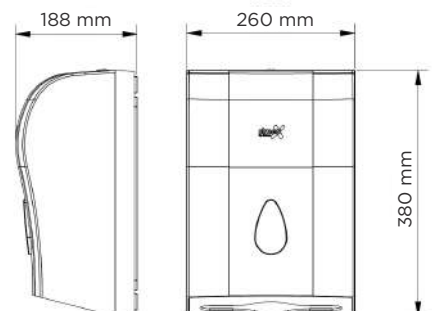


Ref. 06046
 Finish: **White**
 Material: **ABS**



Ref. 06047
 Finish: **Smoked transparent**
 Material: **ABS**

TECHNICAL DETAILS 06045 • 06046 • 06047



- Paper towel dispenser.
- **Capacity:** 400/600 services.
- With level viewer and safety lock.

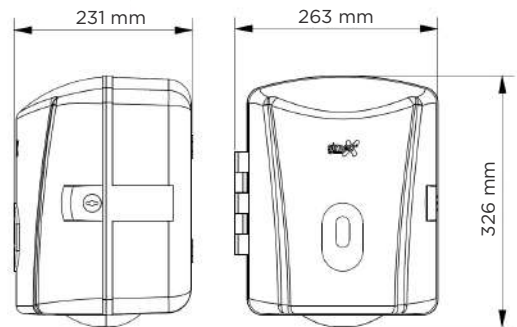


Ref. 06036
Finish: **White**
Material: **ABS**



Ref. 06037
Finish: **Smocked transparent**
Material: **ABS**

TECHNICAL DETAILS 06036 • 06037



- Paper towel dispenser.
- **Capacity:** Roll.
- Safety lock.

PAPER DISPENSERS | COMBI



Ref. 06031
Finish: **White**
Material: **ABS**



Ref. 06042
Finish: **White**
Material: **ABS**

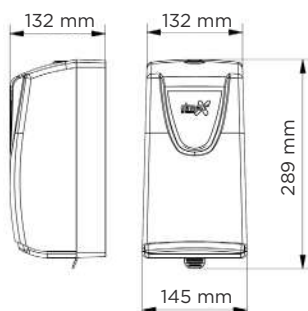


Ref. 06043
Finish: **Smocked transparent**
Material: **ABS**

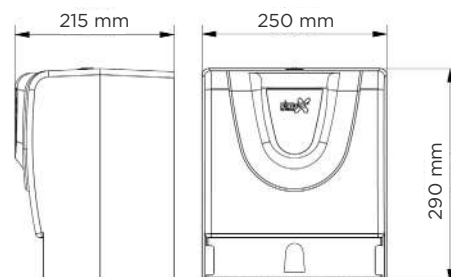
- **Capacity:** 2 standard rolls or folded paper.
- With level viewer and safety lock.

- Folder paper towels or kitchen rolls dispensers.
- **Capacidad:** 400/600 services/roll.
- With level viewer and safety lock.

TECHNICAL DETAILS 06031

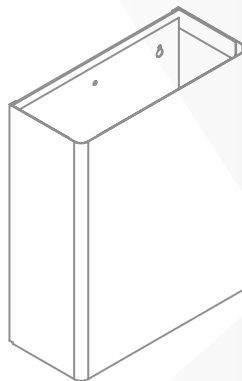




TECHNICAL DETAILS 06042 • 06043





Bins |



BINS | PEDAL



Ref. 05039
Material: **Stainless Steel**
Finish: **Satin**



Ref. 05058
Material: **Steel**
Finish: **White Epoxy**



Ref. 05037
Material: **Stainless Steel**
Finish: **Polished**



Ref. 05167
Material: **Steel**
Finish: **Black Epoxy**

3 L.

NEW FINISH

- Pedal bin.
- Plastic interior container with handle.
- **Capacity:** 3 litres.



Ref. 05034
Material: **Stainless Steel**
Finish: **Satin**



Ref. 05036
Material: **Steel**
Finish: **White Epoxy**



Ref. 05005
Material: **Stainless Steel**
Finish: **Polished**



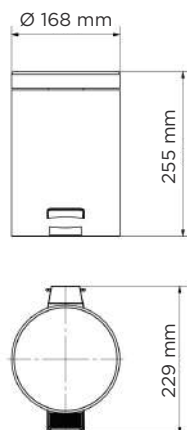
Ref. 05168
Material: **Steel**
Finish: **Black Epoxy**

5 L.

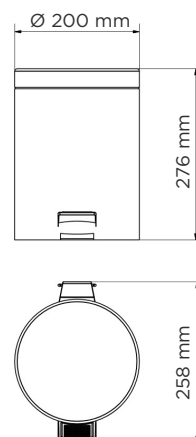
NEW FINISH

- Pedal bin.
- Plastic interior container with handle.
- **Capacity:** 5 litres.

TECHNICAL DETAILS 05039 • 05058 • 05037 • 05167



TECHNICAL DETAILS 05034 • 05036 • 05005 • 05168





Ref. 05138
Material: **Stainless Steel**
Finish: **Satin**



Ref. 05060
Material: **Steel**
Finish: **White Epoxy**



Ref. 05032
Material: **Stainless Steel**
Finish: **Polished**

12 L.

- Pedal bin.
- Plastic interior container with handle.
- **Capacity:** 12 litres.



Ref. 05061
Material: **Stainless Steel**
Finish: **Satin**



Ref. 05062
Material: **Steel**
Finish: **White Epoxy**

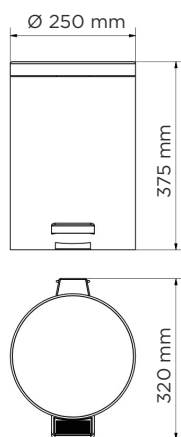


Ref. 05063
Material: **Stainless Steel**
Finish: **Polished**

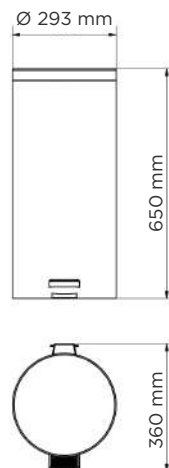
30 L.

- Pedal bin.
- Plastic interior container with handle.
- **Capacity:** 30 litres.

TECHNICAL DETAILS 05138 • 05060 • 05032



TECHNICAL DETAILS 05061 • 05062 • 05063





18 L.

Ref. 07011
Capacity: 18 litres



30 L.

Ref. 07003
Capacity: 30 litres
Cubo interior con asa

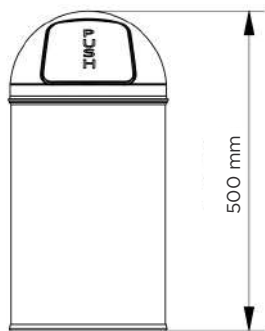


50 L.

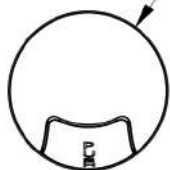
Ref. 07004
Capacity: 50 litres
Cubo interior con asa

- Push bin.
- Material: SUS 430 Stainless Steel.
- Finish: Polished.

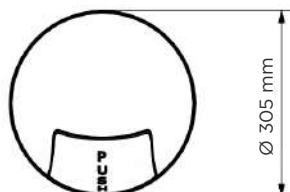
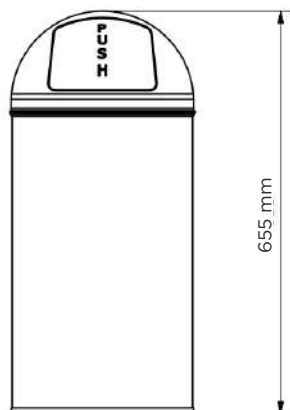
TECHNICAL DETAILS 07011



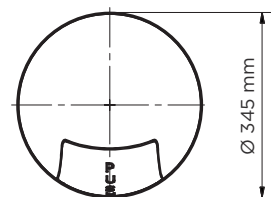
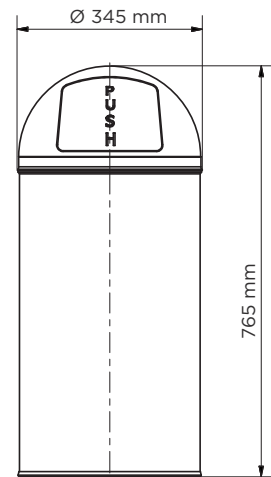
Ø250 mm



TECHNICAL DETAILS 07003



TECHNICAL DETAILS 07004



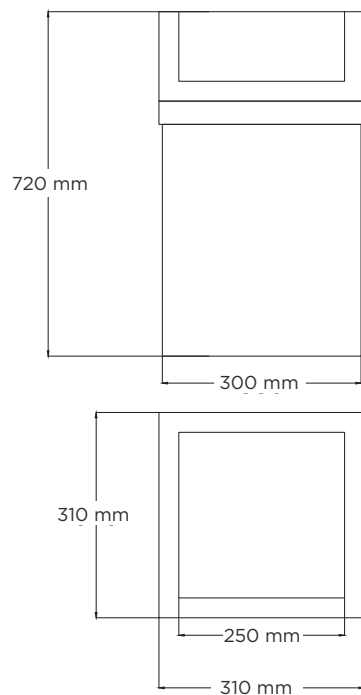


Ref. 07012
Capacity: **60 litres**

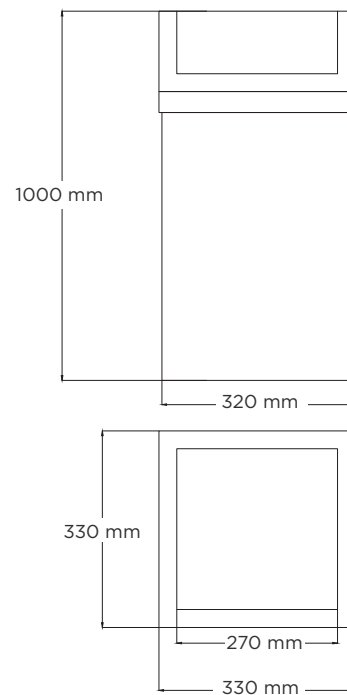
Ref. 07013
Capacity: **90 litres**

- Tilting lid bin.
- **Material:** SUS 304 Stainless Steel.

TECHNICAL DETAILS 07012



TECHNICAL DETAILS 07013





9 L.

Ref. 07006

Material: **SUS 304 Stainless Steel**

Finish: **Satin**

Capacity: **9 litres**



12 L.

Ref. 07023

Material: **Steel**

Finish: **Black**

Capacity: **12 litres**



12 L.

Ref. 07005

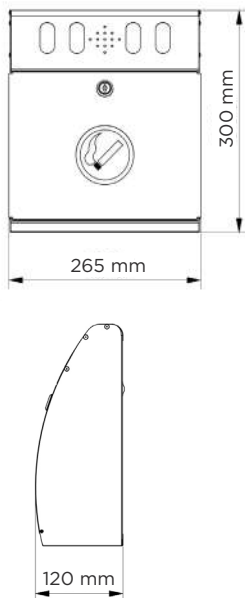
Material: **Stainless Steel**

Finish: **Polished**

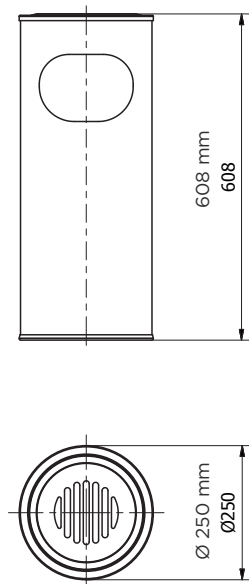
Capacity: **12 litres**

- Ashtray bins.
- Plastic interior container.

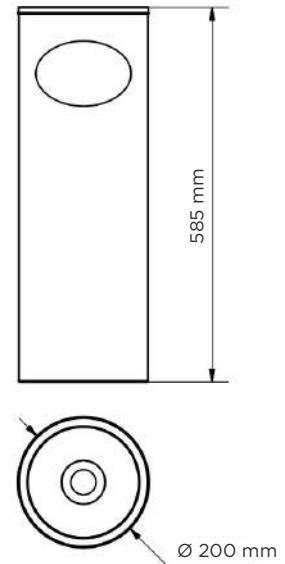
TECHNICAL DETAILS 07006



TECHNICAL DETAILS 07023



TECHNICAL DETAILS 07005





Ref. 07033
Finish: **Satin**

Ref. 07034
Finish: **White**

Ref. 07035
Finish: **Polished**



Ref. 07036
Finish: **Satin**

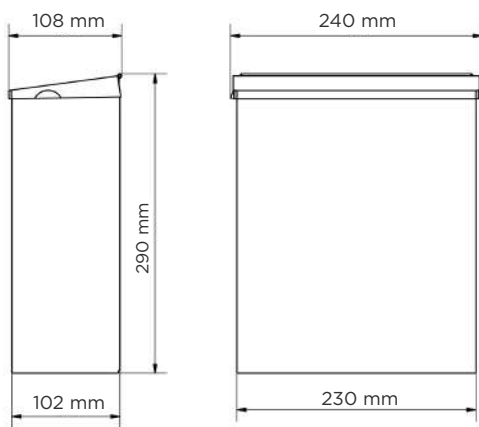
Ref. 07037
Finish: **White**

Ref. 07038
Finish: **Polished**

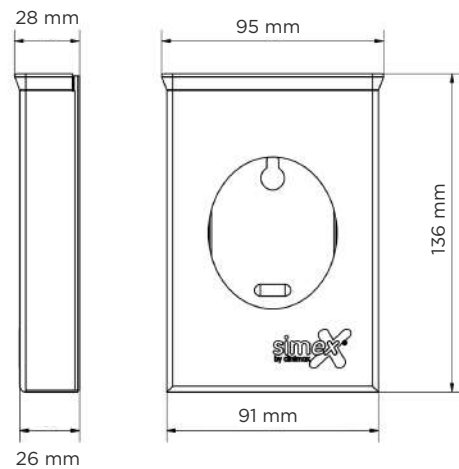
- Wall mounted bin with lid.
- **Material:** SUS 304 Stainless Steel.
- **Capacity:** 5 litres.

- Hygienic bag dispenser.

TECHNICAL DETAILS 07033 • 07034 • 07035



TECHNICAL DETAILS 07036 • 07037 • 07038



BINS | WALL AND TILTING LID BIN



Ref. 07001
 Material: **Grey ABS**
 Cover: **Smocked**



Ref. 07027
 Material: **SUS 304 Stainless Steel**
 Finish: **Satin**

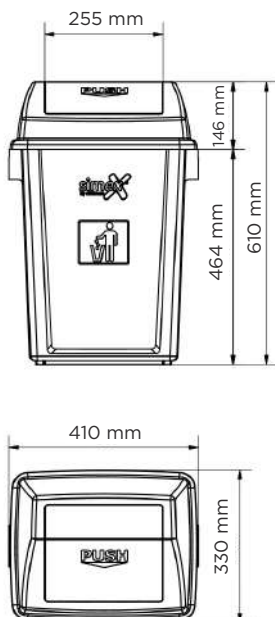
Ref. 07028
 Material: **Painted Steel**
 Finish: **White**

Ref. 07029
 Material: **SUS 304 Stainless Steel**
 Finish: **Polished**

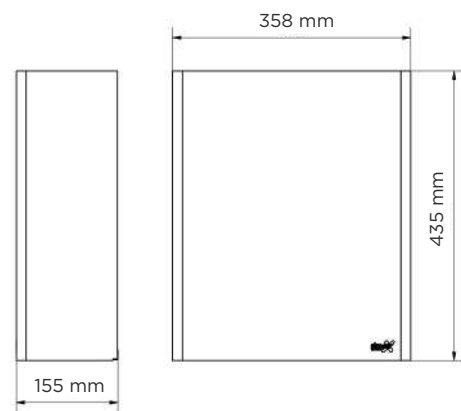
- Tilting lid bin.
- Capacity: 40 litres.

- Wall installation.
- Capacity: 25 litres.

TECHNICAL DETAILS 07001



TECHNICAL DETAILS 07027 • 07028 • 07029





9 L.

Ref. 07024
Finish: **Satin**

Ref. 07025
Finish: **Polished**



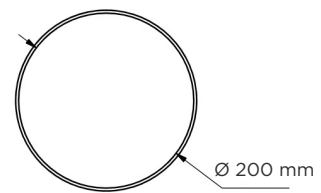
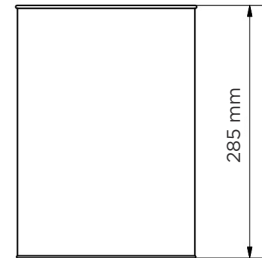
9 L.

Ref. 07007
Finish: **Covered with brown PVC**

Ref. 07022
Finish: **Covered with black PVC**

NEW FINISH

TECHNICAL DETAILS 07024 • 07025 • 07007 • 07022



- **Material:** SUS 403 Stainless Steel.
- **Capacity:** 9 litres.

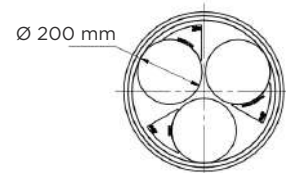
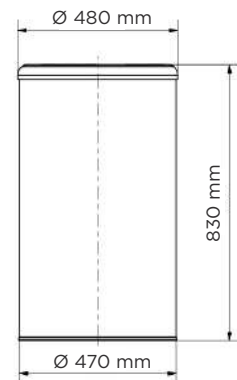
BIN | RECYCLING



150 L.

Ref. 07018
Capacity: **150 litres**

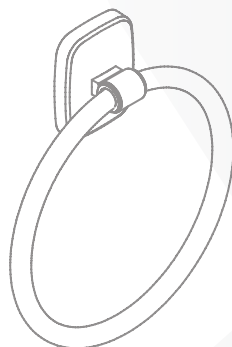
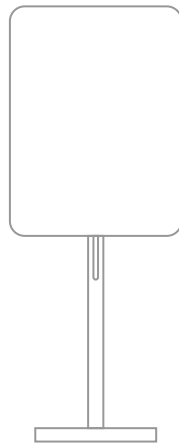
TECHNICAL DETAILS 07018



- Recycling bin with three individual inner containers.
- **Material:** SUS 304 Stainless Steel.
- **Inner container:** Epoxy painted galvanized steel.
- **Structure finish:** Satin.
- **Cover finish:** Polished.



Bathroom accessories



BATHROOM ACCESSORIES | CLASSIC

- **Material:** SUS 304 Stainless Steel.
- **Finishes:** Satin or polished.

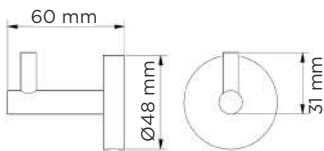
INDIVIDUAL HANGER



Ref. 05128
Finish: **Satin**

Ref. 05024
Finish: **Polished**

TECHNICAL DETAILS 05128 • 05024



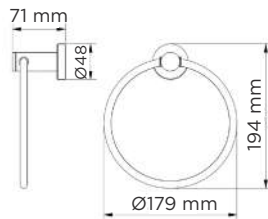
TOWEL RING



Ref. 05125
Finish: **Satin**

Ref. 05027
Finish: **Polished**

TECHNICAL DETAILS 05125 • 05027



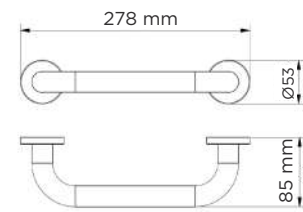
TOWEL BAR



Ref. 05049
Finish: **Satin**

Ref. 05050
Finish: **Polished**

TECHNICAL DETAILS 05049 • 05050



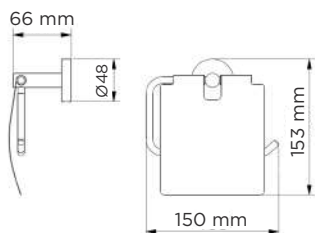
TOILET PAPER HOLDER WITH COVER



Ref. 05129
Finish: **Satin**

Ref. 05030
Finish: **Polished**

TECHNICAL DETAILS 05129 • 05030



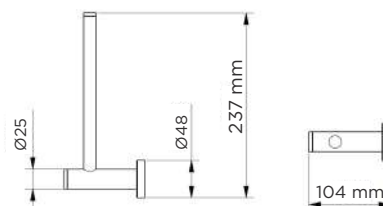
TOILET PAPER HOLDER RESERVE



Ref. 05130
Finish: **Satin**

Ref. 05131
Finish: **Polished**

TECHNICAL DETAILS 05130 • 05131



- **Material:** SUS 304 Stainless Steel.
- **Finishes:** Satin or polished.

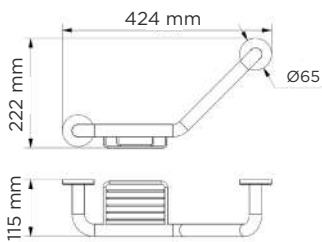
GRAB BAR 135°



Ref. 05126
Finish: **Satin**

Ref. 05127
Finish: **Polished**

TECHNICAL DETAILS 05126 • 05127



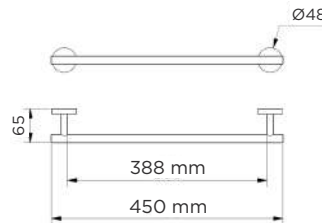
TOWEL BAR



Ref. 05120
Finish: **Satin**

Ref. 05046
Finish: **Polished**

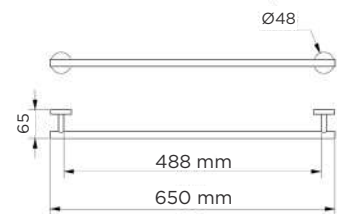
TECHNICAL DETAILS 05120 • 05046




Ref. 05119
Finish: **Satin**

Ref. 05028
Finish: **Polished**

TECHNICAL DETAILS 05119 • 05028



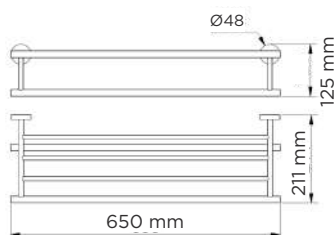
TOWEL SHELF WITH LOWER BAR



Ref. 05132
Finish: **Satin**

Ref. 05029
Finish: **Polished**

TECHNICAL DETAILS 05132 • 05029

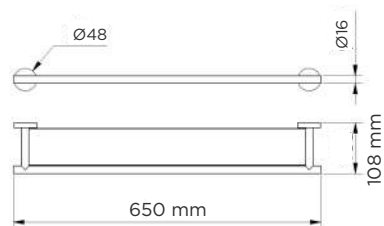


TOWEL GLASS SHELF



Ref. 05031
Finish: **Polished**

TECHNICAL DETAILS 05031



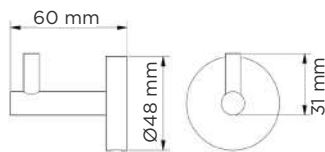
- **Material:** SUS 304 Stainless Steel.
- **Finish:** Black.

INDIVIDUAL HANGER



Ref. 05153
Finish: **Black**

TECHNICAL DETAILS 05153

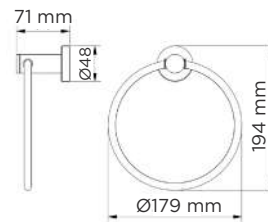


TOWEL RING



Ref. 05152
Finish: **Black**

TECHNICAL DETAILS 05152

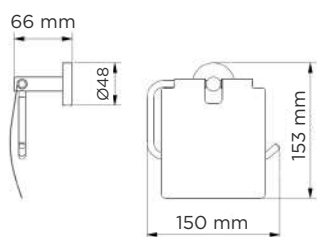


TOILET PAPER HOLDER WITH COVER



Ref. 05154
Finish: **Black**

TECHNICAL DETAILS 05154

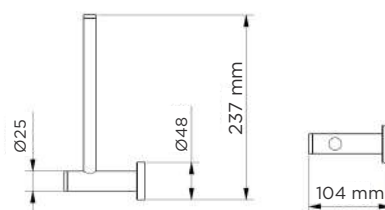


TOILET PAPER HOLDER RESERVE



Ref. 05157
Finish: **Black**

TECHNICAL DETAILS 05157



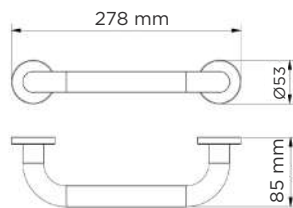
- **Material:** SUS 304 Stainless Steel.
- **Finish:** Black.

TOWEL BAR



Ref. 05150
Finish: **Black**

TECHNICAL DETAILS 05150

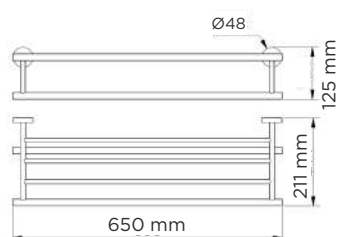


TOWEL SHELF WITH LOWER BAR



Ref. 05156
Finish: **Black**

TECHNICAL DETAILS 05156

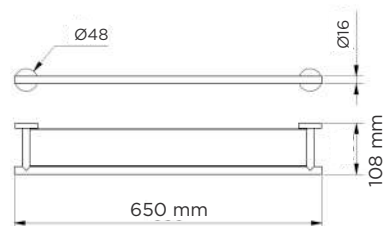


TOWEL BAR



Ref. 05151
Finish: **Black**

TECHNICAL DETAILS 05151

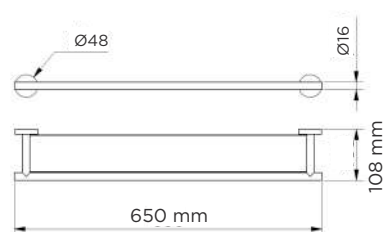


TOWEL GLASS SHELF



Ref. 05149
Finish: **Black**

TECHNICAL DETAILS 05149



BATHROOM ACCESSORIES | BASIC

- **Material:** SUS 304 Stainless Steel.
- **Finishes:** Satin or polished.

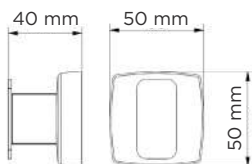
INDIVIDUAL HANGER



Ref. 05077
Finish: **Satin**

Ref. 05004
Finish: **Polished**

TECHNICAL DETAILS 05077 • 05004



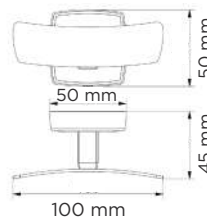
DOUBLE HANGER



Ref. 05078
Finish: **Satin**

Ref. 05026
Finish: **Polished**

TECHNICAL DETAILS 05078 • 05026

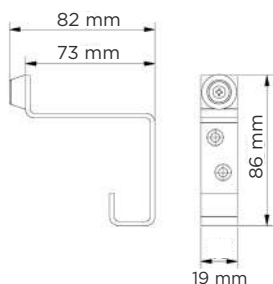


HANGER WITH DOORSTOP



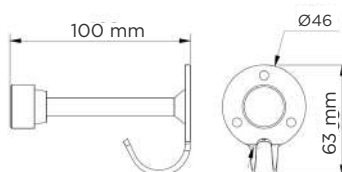
Ref. 05079
Finish: **Satin**

TECHNICAL DETAILS 05079



Ref. 05080
Finish: **Satin**

TECHNICAL DETAILS 05080



- **Material:** SUS 304 Stainless Steel.
- **Finishes:** Satin or polished.

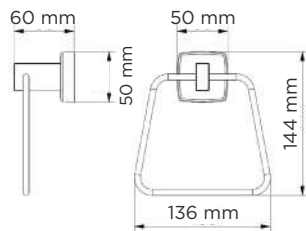
TOWEL HOLDER



Ref. 05064
Finish: **Satin**

Ref. 05065
Finish: **Polished**

TECHNICAL DETAILS 05064 • 05065



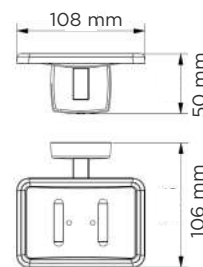
SOAP DISH



Ref. 05074
Finish: **Satin**

Ref. 05075
Finish: **Polished**

TECHNICAL DETAILS 05074 • 05075

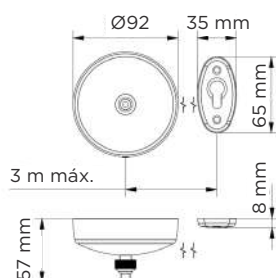


RETRACTABLE CLOTHESLINES



Ref. 05068
Finish: **Polished**

TECHNICAL DETAILS 05068



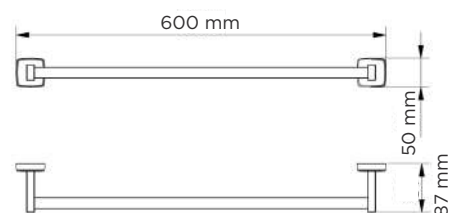
TOWEL BAR



Ref. 05066
Finish: **Satin**

Ref. 05067
Finish: **Polished**

TECHNICAL DETAILS 05066 • 05067



BATHROOM ACCESSORIES | BASIC

- **Material:** SUS 304 Stainless Steel.
- **Finishes:** Satin or polished.

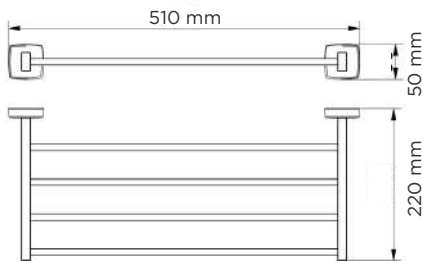
SHELF




Ref. 05081
Finish: **Satin**

Ref. 05082
Finish: **Polished**

TECHNICAL DETAILS 05081 • 05082



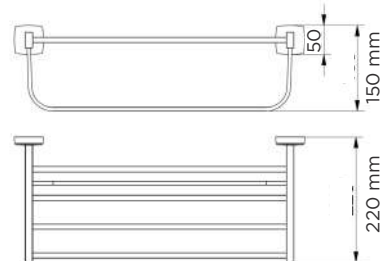
TOWEL SHELF WITH LOWER BAR



Ref. 05121
Finish: **Satin**

Ref. 05083
Finish: **Polished**

TECHNICAL DETAILS 05121 • 05083



SHELF



Ref. 05137
Finish: **Polished**

TECHNICAL DETAILS 05137

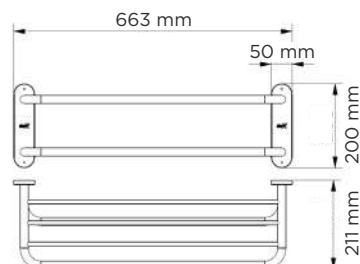


TOWEL SHELF WITH LOWER BAR



Ref. 05003
Finish: **Polished**

TECHNICAL DETAILS 05003



- **Material:** SUS 304 Stainless Steel.
- **Finishes:** Satin or polished.

TOILET PAPER HOLDER WITH COVER



Ref. 05084
Finish: **Satin**

Ref. 05085
Finish: **Polished**

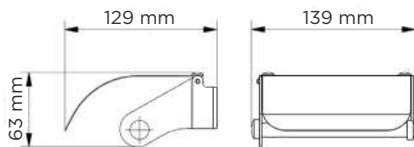
TOILET PAPER HOLDER WITH MOLDING



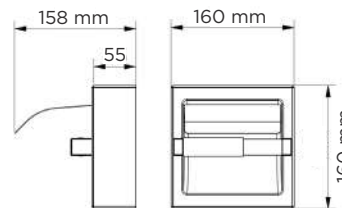
Ref. 05086
Finish: **Satin**

Ref. 05087
Finish: **Polished**

TECHNICAL DETAILS 05084 • 05085



TECHNICAL DETAILS 05086 • 05087



TOILET PAPER HOLDER



Ref. 05088
Finish: **Satin**

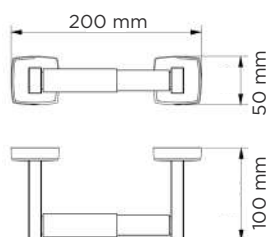
Ref. 05089
Finish: **Polished**

TISSUE DISPENSER

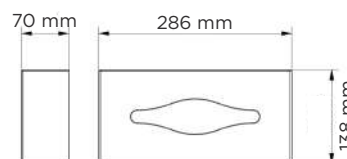


Ref. 05073
Finish: **Polished**

TECHNICAL DETAILS 05088 • 05089



TECHNICAL DETAILS 05073



BATHROOM ACCESSORIES | BRIGHT

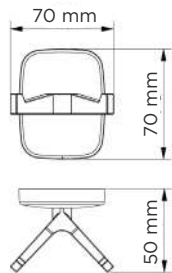
- Material: Zinc.
- Finish: Polished.

DOUBLE HANGER



Ref. 05008
Finish: Polished

TECHNICAL DETAILS 05008

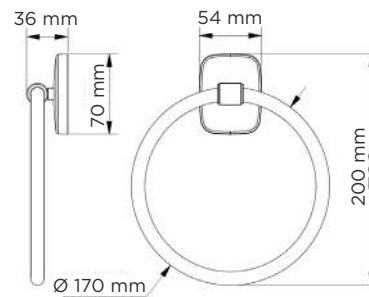


TOWEL RING



Ref. 05011
Finish: Polished

TECHNICAL DETAILS 05011

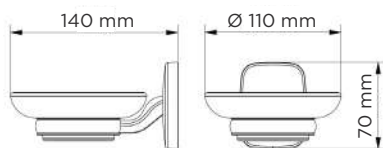


SOAP DISH



Ref. 05012
Finish: Polished

TECHNICAL DETAILS 05012

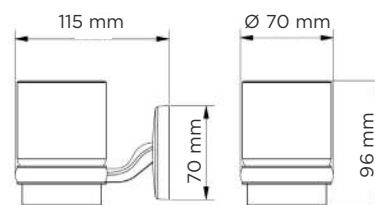


TOOTHBRUSH GLASS HOLDER



Ref. 05133
Finish: Polished

TECHNICAL DETAILS 05133



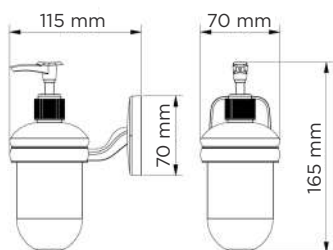
- **Material:** Zinc.
- **Finish:** Polished.

SOAP DISPENSER WALL MOUNTED



Ref. 05136
Finish: Polished

TECHNICAL DETAILS 05136

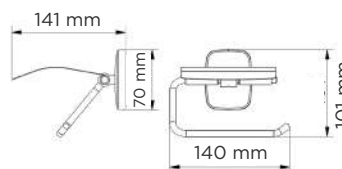


TOILET PAPER HOLDER WITH COVER



Ref. 05010
Finish: Polished

TECHNICAL DETAILS 05010

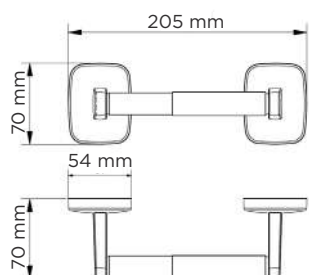


TOILET PAPER HOLDER WITHOUT COVER



Ref. 05134
Finish: Polished

TECHNICAL DETAILS 05134

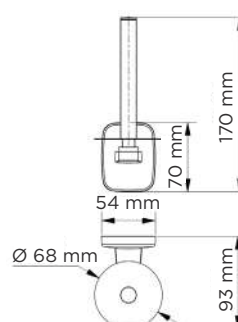


TOILET PAPER HOLDER RESERVE



Ref. 05135
Finish: Polished

TECHNICAL DETAILS 05135



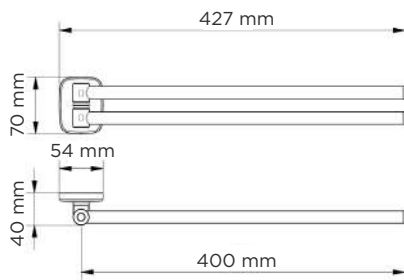
- Material: Zinc.
- Finish: Polished.

DOUBLE TOWEL BAR



Ref. 05014
Finish: Polished

TECHNICAL DETAILS 05014

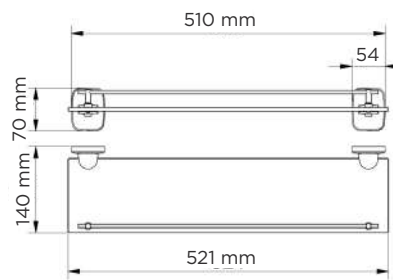


TOWEL GLASS SHELF



Ref. 05015
Finish: Polished

TECHNICAL DETAILS 05015




TOWEL BAR




Ref. 05041
Finish: Polished

TECHNICAL DETAILS 05041



Ref. 05013
Finish: Polished

TECHNICAL DETAILS 05013



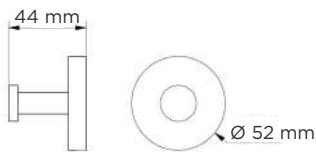
- **Material:** Brass.
- **Finish:** Polished.

INDIVIDUAL HANGER



Ref. 05016
Finish: **Polished**

TECHNICAL DETAILS 05016

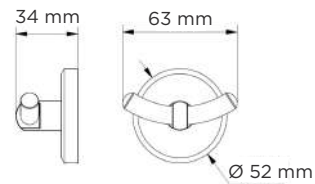


DOUBLE HANGER



Ref. 05101
Finish: **Polished**

TECHNICAL DETAILS 05101

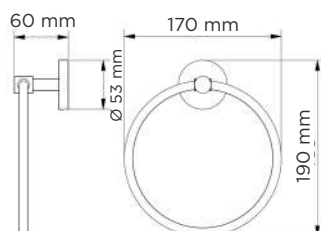


TOWEL RING



Ref. 05020
Finish: **Polished**

TECHNICAL DETAILS 05020

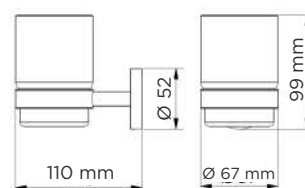


TOOTHBRUSH GLASS HOLDER



Ref. 05102
Finish: **Polished**

TECHNICAL DETAILS 05102



BATHROOM ACCESSORIES | BRASS

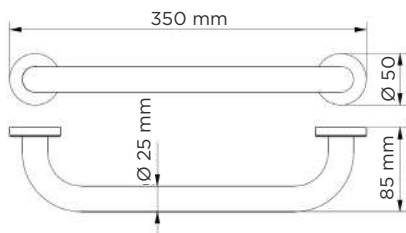
- Material: Brass.
- Finish: Polished.

TOWEL BAR



Ref. 05090
Finish: Polished

TECHNICAL DETAILS 05090

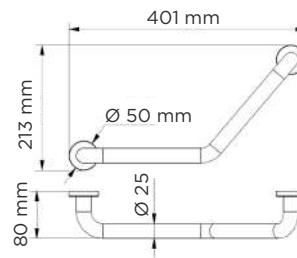


GRAB BAR



Ref. 05097
Finish: Polished

TECHNICAL DETAILS 05097

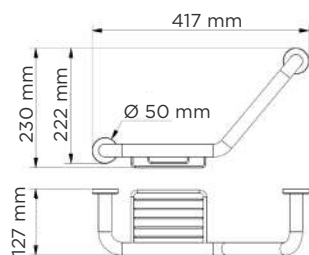


GRAB BAR WITH SOAP DISH



Ref. 05098
Finish: Polished

TECHNICAL DETAILS 05098

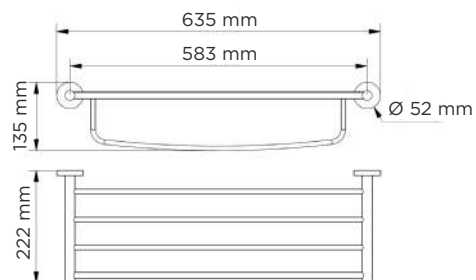


TOWEL SHELF WITH LOWER BAR



Ref. 05099
Finish: Polished

TECHNICAL DETAILS 05099



- **Material:** Brass.
- **Finish:** Polished.

TOWEL BAR



Ref. 05042
Finish: **Polished**

Ref. 05021
Finish: **Polished**

TECHNICAL DETAILS 05042



TECHNICAL DETAILS 05021



TOILET PAPER HOLDER WITH COVER



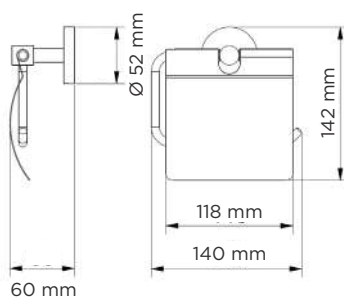
Ref. 05019
Finish: **Polished**

TOILET PAPER HOLDER RESERVE

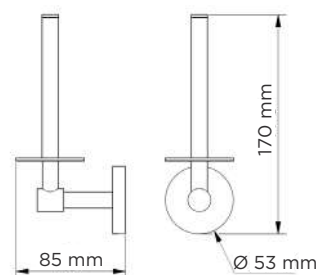


Ref. 05022
Finish: **Polished**

TECHNICAL DETAILS 05019



TECHNICAL DETAILS 05022



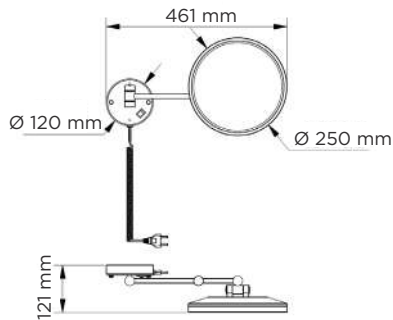
BATHROOM COMPLEMENTS | MIRRORS

ROUND MIRROR
MAGNIFICATION X3
WITH LIGHT ON ARM



Ref. 05092
Finish: Polished
Material: Brass

TECHNICAL DETAILS 05092

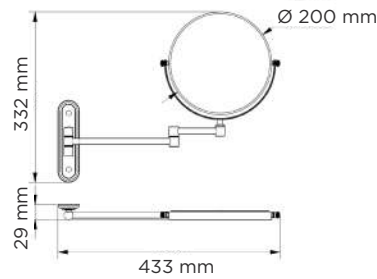


ROUND MIRROR
MAGNIFICATION X3 ON ARM



Ref. 05122
Finish: Polished
Material: Brass

TECHNICAL DETAILS 05122

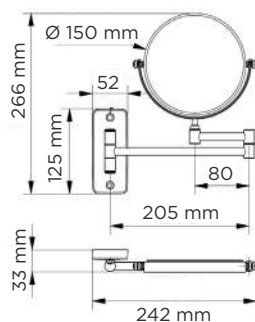


ROUND MIRROR
MAGNIFICATION X3 ON ARM



Ref. 05023
Finish: Polished
Material: Stainless Steel
and brass

TECHNICAL DETAILS 05023

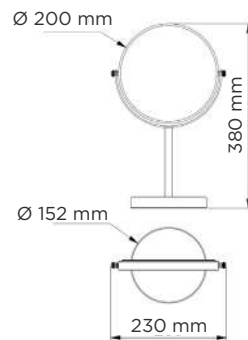


ROUND MIRROR
MAGNIFICATION X3 ON STAND



Ref. 05142
Finish: Polished
Material: Brass

TECHNICAL DETAILS 05142



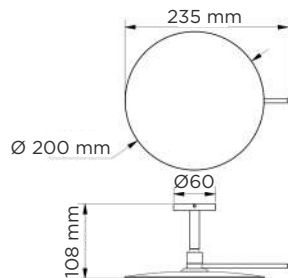
NEW RANGE

ROUND MIRROR MAGNIFICATION X3



Ref. 05166
Finish: **Polished**
Material: **Brass**

TECHNICAL DETAILS 05166

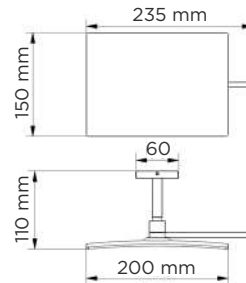


SQUARE MIRROR MAGNIFICATION X3



Ref. 05164
Finish: **Polished**
Material: **Brass**

TECHNICAL DETAILS 05164

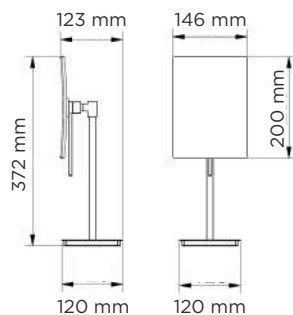


SQUARE MIRROR MAGNIFICATION X3 ON STAND



Ref. 05165
Finish: **Polished**
Material: **Brass**

TECHNICAL DETAILS 05165

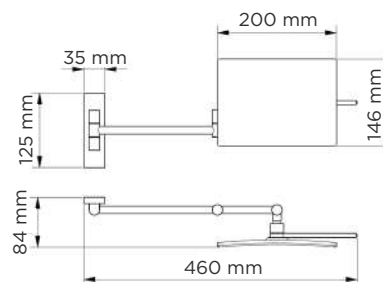


SQUARE MIRROR MAGNIFICATION X3 ON ARM



Ref. 05163
Finish: **Polished**
Material: **Brass**

TECHNICAL DETAILS 05163



BATHROOM COMPLEMENTS | TOILET BRUSHES



Ref. 05093
Finish: **Polished**
Material: **Brass**

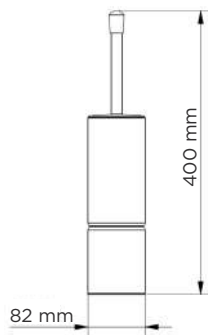


Ref. 05070
Finish: **Satin**

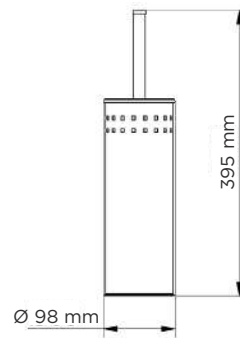
Ref. 05071
Finish: **Polished**

Material: **SUS 304 Stainless Steel.**

TECHNICAL DETAILS 05093



TECHNICAL DETAILS 05070 • 05071

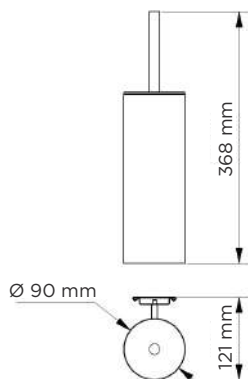


Ref. 05033
Finish: **Satin**

Ref. 05001
Finish: **Polished**

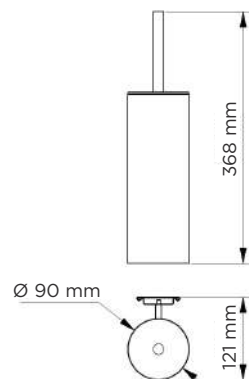
Material: **SUS 304 Stainless Steel.**

TECHNICAL DETAILS 05033 • 05001



Ref. 05159
Finish: **Black**
Material: **SUS 304 Stainless Steel.**

TECHNICAL DETAILS 05159

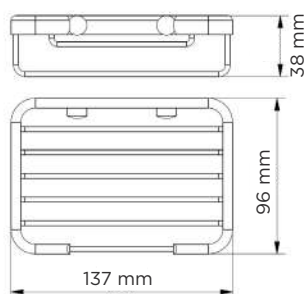


RECTANGULAR SOAP DISH



Ref. 05018
Finish: **Polished**
Material: **Brass**

TECHNICAL DETAILS 05018

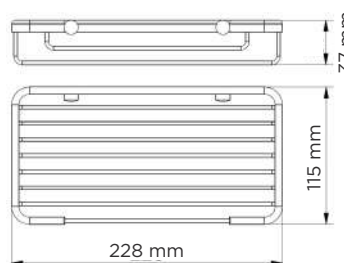


RECTANGULAR SOAP DISH



Ref. 05094
Finish: **Polished**
Material: **Brass**

TECHNICAL DETAILS 05094

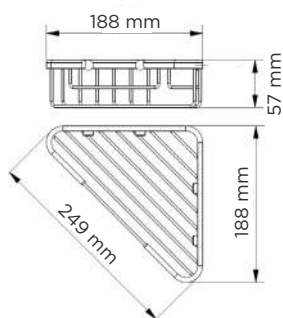


TRIANGULAR SOAP DISH



Ref. 05095
Finish: **Polished**
Material: **Brass**

TECHNICAL DETAILS 05095

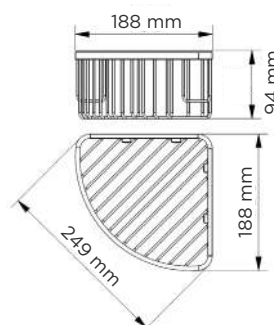


DEEP TRIANGULAR SOAP DISH



Ref. 05096
Finish: **Polished**
Material: **Brass**

TECHNICAL DETAILS 05096



PICTOGRAMS

- **Material:** SUS 304 Stainless Steel.
- **Dimensions:** Ø 75 mm.



Ref. 05111
Toilet
Man.



Ref. 05112
Toilet
Woman.



Ref. 05143
Showers.



Ref. 05113
Adapted
toilet.

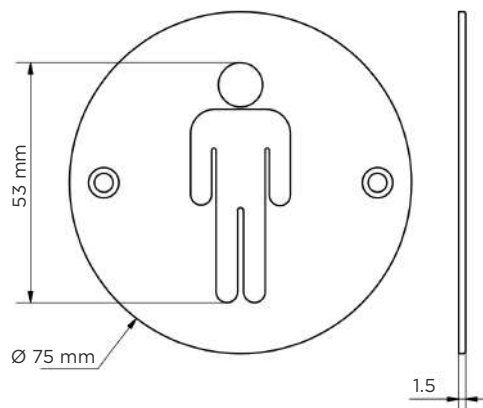


Ref. 05117
No
smoking.




Ref. 05115
Baby
changing
station.


TECHNICAL DETAILS 05111 • 05112 • 05143 • 05113 • 05117 • 05115




- **Material:** SUS 304 Stainless Steel.
- **Dimensions:** 120 x 120 mm.



Ref. 05116
No entry.

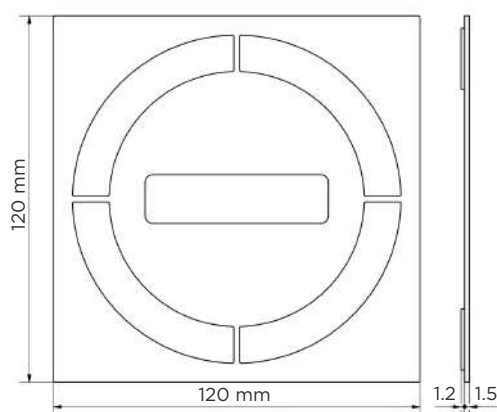


Ref. 05114
Way.



Ref. 05118
**Smoking
allowed.**

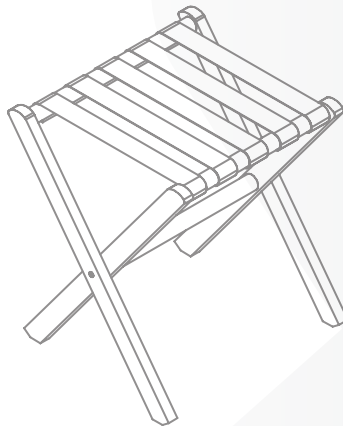
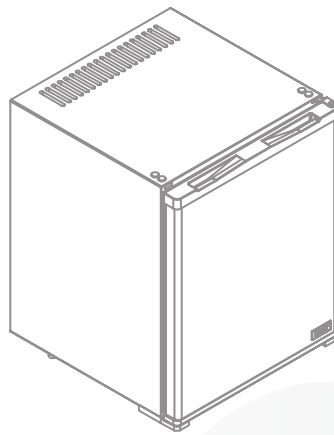
TECHNICAL DETAILS 05116 • 05114 • 05118





210

Hotel equipment



SERVICE CARTS



Ref. 08005
Total shelves: 3



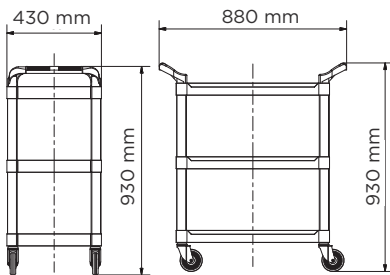
Ref. 08006
Total shelves: 2



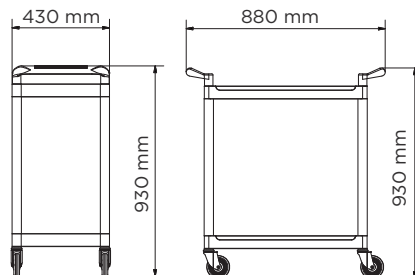
Ref. 08007
Total shelves: 3

- **Structure material:** Aluminum.
- **Shelf material:** Polypropylene + fiberglass.
- **Wheels:** 4 casters.
- **Load capacity per shelf:** 125 kg.
- **Shelves colour:** Black.

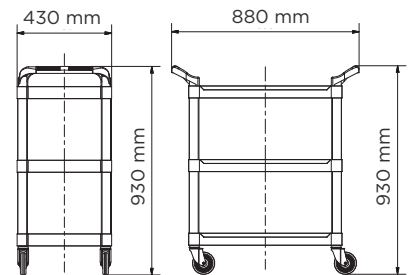
TECHNICAL DETAILS 08005



TECHNICAL DETAILS 08006



TECHNICAL DETAILS 08007

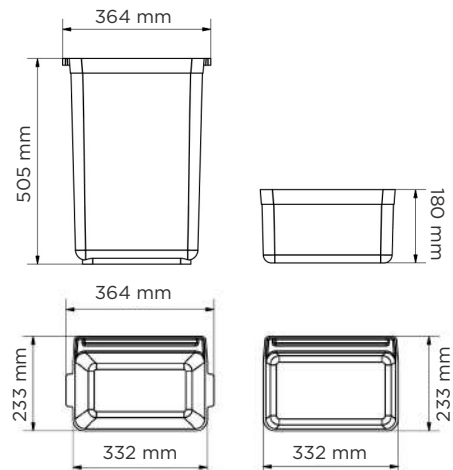


BINS FOR SERVICE CARTS



Ref. 08013

TECHNICAL DETAILS 08013



- **Material:** Polypropylene.
- **Colour:** Black.

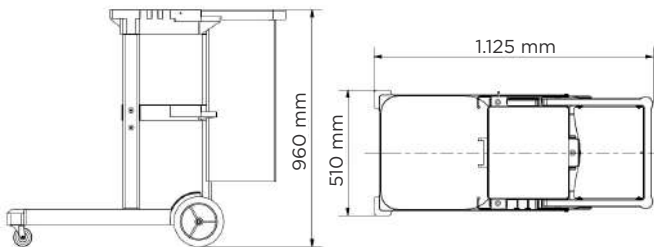
CLEANING CART



Ref. 08011
Lower shelf: 90 cm.

- **Material:** High resistant plastic.
- **Colour:** Grey with yellow sack.
- **Wheels:** Rear made of rubber and big diameter, while front ones, caster.

TECHNICAL DETAILS 08011



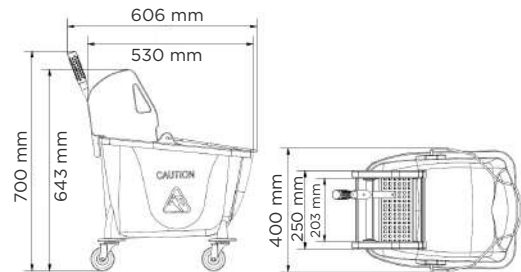
PRESS WRINGER



Ref. 08012
Capacity: 32 litres

- **Material:** High resistant plastic.
- **Colour:** Yellow.
- **Wheels:** Swivel casters.

TECHNICAL DETAILS 08012



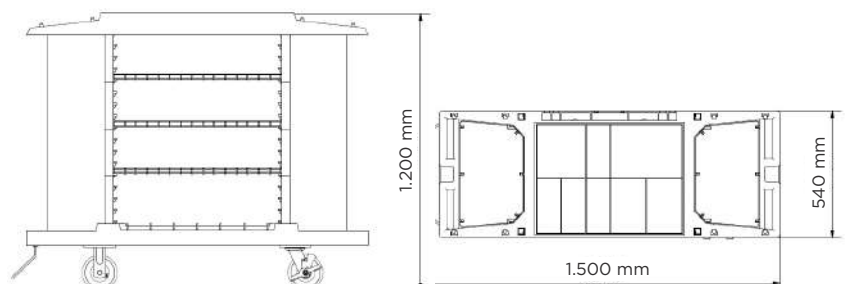
MAID CART



Ref. 08017
Total shelves: 3

- **Material:** High resistant plastic.
- **Colour:** Grey with yellow bags.
- **Wheels:** 2 casters + 2 fixed.

TECHNICAL DETAILS 08017



LAUNDRY CARTS



**FOLDING
CART**

Ref. 08002
Material: **Stainless Steel**
Capacity: **270 litres**

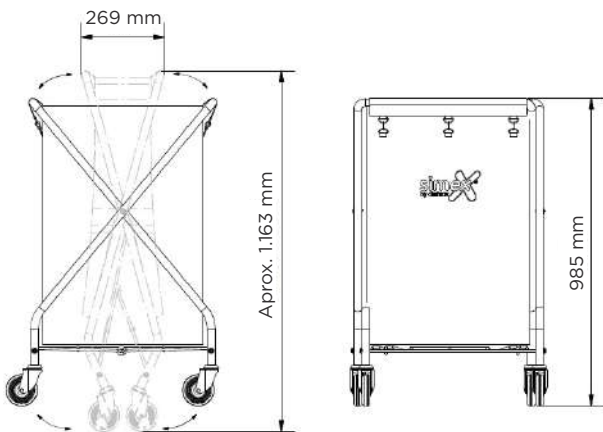


NEW

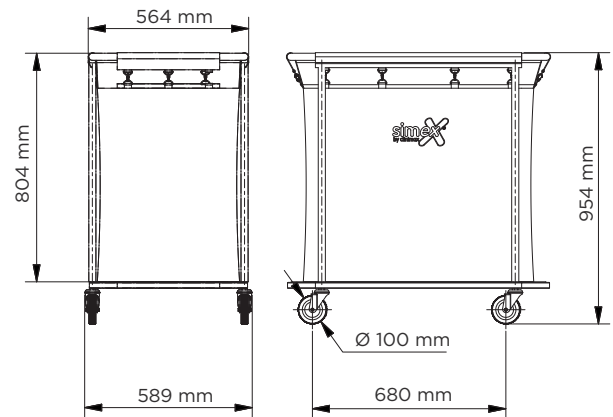
Ref. 08040
Material: **Steel**
Capacity: **391 litres**

- **Canvas material:** Nylon and polyester.
- **Canvas colour:** Khaki.
- **Wheels:** Swivel casters.

TECHNICAL DETAILS 08002



TECHNICAL DETAILS 08040



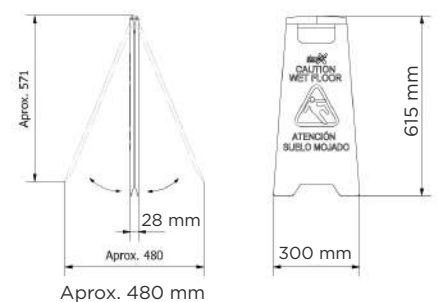
WET FLOOR SIGNAL



Ref. 08018

- **Material:** ABS high resistant.
- **Colour:** Yellow.
- **2 languages.**

TECHNICAL DETAILS 08018



OUTDOOR HEATERS



INCLUDES REGULATOR,
TUBE AND WHEELS

Ref. 08015

Finish: **Fingerprint resistant satin**
Design: **Pyramidal**
Heat area ratio: **20 m.**



INCLUDES REGULATOR,
TUBE AND WHEELS

Ref. 08016

Finish: **Polished**
Design: **Fungal**
Heat area ratio: **25 m.**



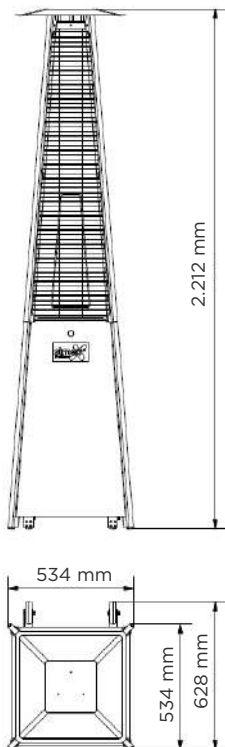
INCLUDES REGULATOR,
TUBE AND WHEELS

Ref. 08026

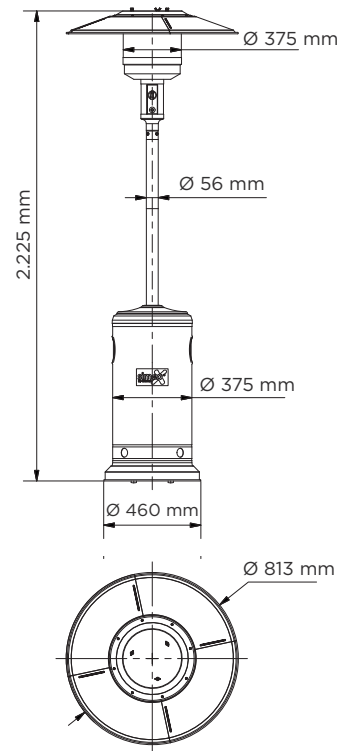
Finish: **Painted black steel**
Design: **Fungal**
Heat area ratio: **25 m.**

- **Material:** Stainless Steel.
- **Admitted fuel:** Butane / propane standard bottle
- **Safety:** Gas cutting when overturned.
- **Displacement:** By wheels.

TECHNICAL DETAILS 08015



TECHNICAL DETAILS 08016 • 08026



ROW ORGANIZERS



Ref. 08003
Ribbon: 2 m. Red



Ref. 08031
Ribbon: 2 m. Black



Ref. 08028
Ribbon: Double. 2 m. Blue



Ref. 08029
Ribbon: Ref. 08030

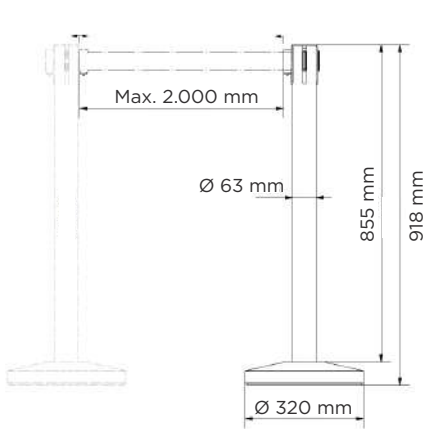


Ref. 08038
Ribbon: 2 m. Red

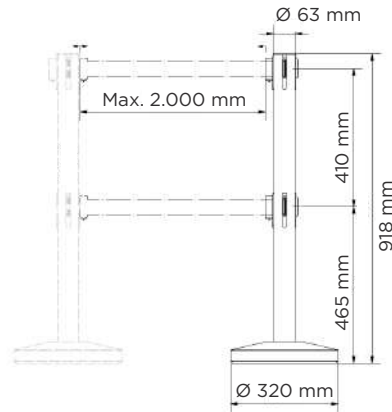
- **Mast material:** Stainless Steel.
- **Base:** Iron with stainless steel cover.

- 08038:**
- **Mast material:** Black Steel.
- **Base:** Iron with stainless steel cover.

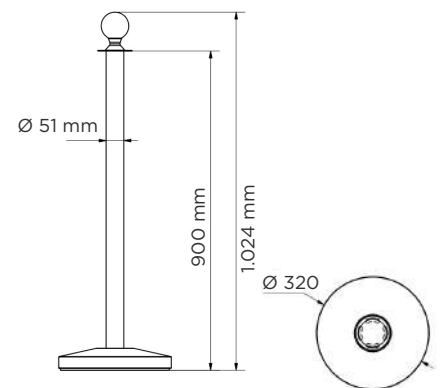
TECHNICAL DETAILS 08003 • 08031 • 08038



TECHNICAL DETAILS 08028



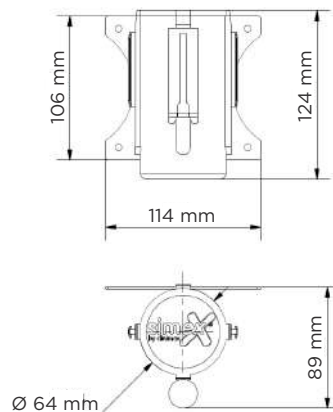
TECHNICAL DETAILS 08029



TECHNICAL DETAILS 08010



Ref. 08010
Material: S. Steel.
Ribbon: 2 m. Red



Ref. 08030
Cord plaited
Leng: 1,5 m. Red

MINIBARS



Ref. 05045
Colour: Black
Door: Solid 30 L.



Ref. 05140
Colour: Black
Door: Glass 30 L.



Ref. 05139
Colour: White
Door: Solid 30 L.

- Cooling: Absorption.



Ref. 05141
Colour: Black
Door: Solid 40 L.



Ref. 05047
Colour: Black
Door: Glass 40 L.

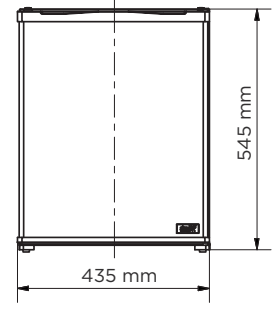
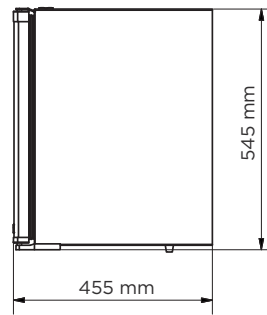
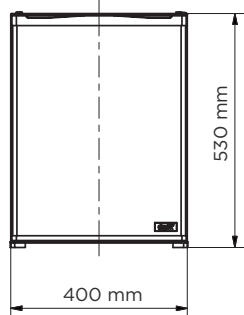
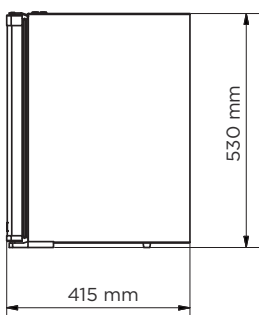


Ref. 05145
Colour: White
Door: Glass 40 L.

- Cooling: Absorption.

TECHNICAL DETAILS
05045 • 05140 • 05139

TECHNICAL DETAILS
05141 • 05047 • 05145





MINIBARS

NEWS



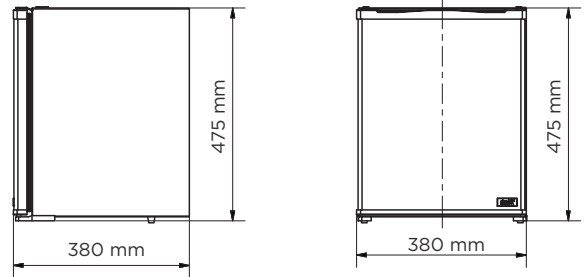
Ref. 05160
Colour: **Black**
Door: **Solid** 28 L.



Ref. 05161
Colour: **Black**
Door: **Glass** 28 L.

- **Cooling:** Thermoelectric.
- Energy Saver.

TECHNICAL DETAILS 05160 • 05161



SAFE BOXES



Ref. 08022
Finish: **Black lacquer**



Ref. 08056
Finish: **White** **NEW FINISH**

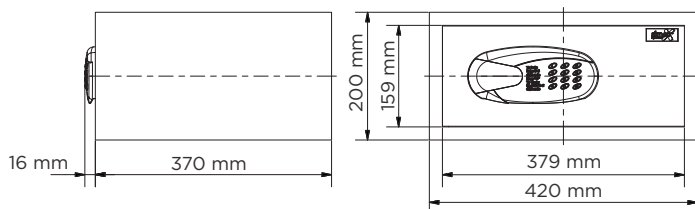


Ref. 08036
Finish: **Grey**

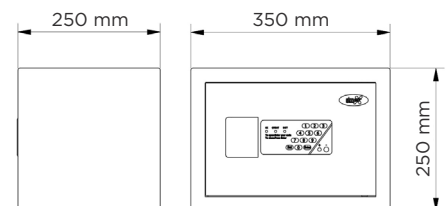
- High resistant steel safe box.
- Mechanical key for emergency.
- Digital opening and closing.
- Code LED display.

- Solid steel safe box.
- Powered: 6 AA 1.5 V. batteries (Battery not included.)
- Automatic low battery level alert.

TECHNICAL DETAILS 08022 • 08056



TECHNICAL DETAILS 08036



TELEPHONES



Ref. 08037
Finish: **Black**



Ref. 08045
Finish: **White**

NEW

- **Weight:** 0,34 kg.
- For table or wall.
- Caller announcement led light.
- Recall and silent function.
- Switchable.

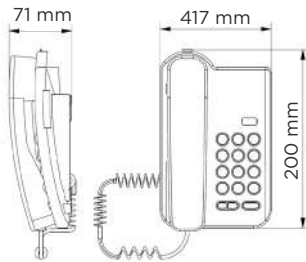
DIGITAL WEIGHING SCALES



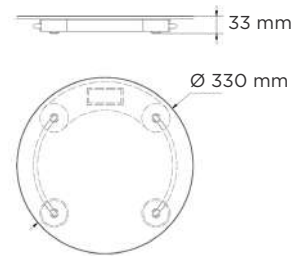
Ref. 08020
Material: **Tempered glass**

- **Switch off:** Automatic after 10 seconds without use.

TECHNICAL DETAILS 08037 • 08045



TECHNICAL DETAILS 08020



PADDED STOOL



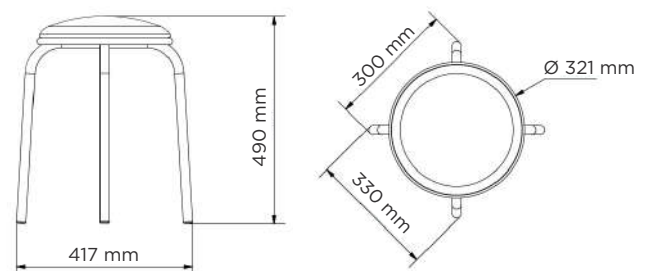
Ref. 08021
Colour: **Black**



Ref. 08023
Colour: **White**

- **Material:** Stainless Steel frame.
- Padded seat moisture resistant.

TECHNICAL DETAILS 08021 • 08023



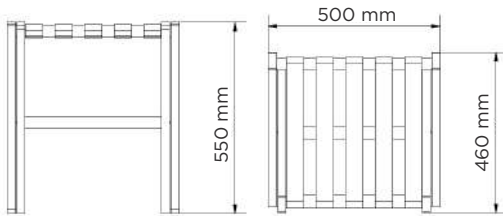
LUGGAGE RACKS



Ref. 08019

Material: **Solid wood**
 Belts: **High resistant nylon/ poliester. Five pieces**
 Belts colour: **Black**
 Structure colour: **Natural wood**

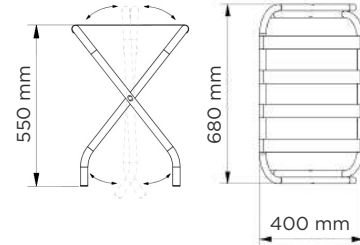
TECHNICAL DETAILS 08019



Ref. 08001

Material: **Stainless steel polished**
 Belts: **High resistant nylon/ poliester. Five pieces**
 Belts colour: **Black**

TECHNICAL DETAILS 08001



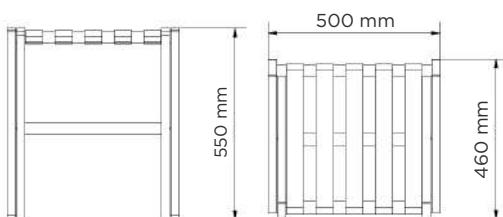
PREMIUM LUGGAGE RACKS



Ref. 08046

Material: **Stainless Steel**
 Belts: **High resistant nylon/ poliester. Five pieces.**
 Belts colour: **Black**

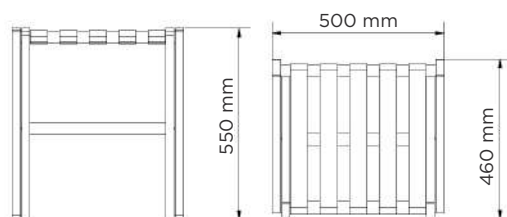
TECHNICAL DETAILS 08046



Ref. 08047

Material: **Solid wood**
 Belts: **High resistant nylon/ poliester. Five pieces.**
 Belts colour: **Black**
 Structure colour: **Dark wood**

TECHNICAL DETAILS 08047



WOOD CLOSET HANGERS



Ref. 08025
Material: **Natural wood**



Ref. 08024
Material: **Natural wood**
With safety ring



Ref. 08035
Material: **Natural wood**
With safety ring and chrome pegs



Ref. 08043
Material: **Nogal wood**



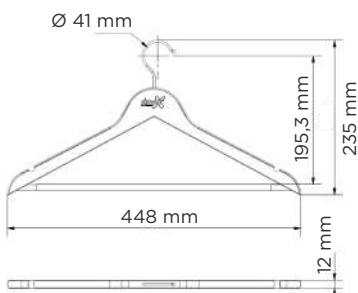
Ref. 08042
Material: **Nogal wood**
With safety ring



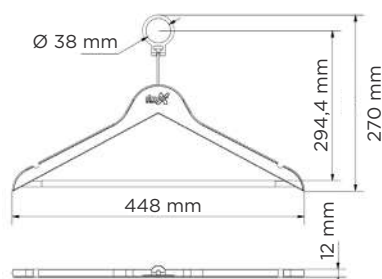
Ref. 08044
Material: **Nogal wood**
With safety ring and chrome pegs

- Non-slip bar.
- Sold in box of 100 units.

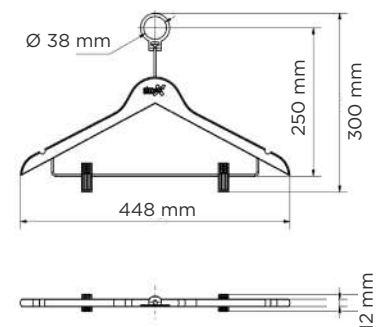
TECHNICAL DETAILS 08025 • 08043



TECHNICAL DETAILS 08024 • 08042



TECHNICAL DETAILS 08035 • 08044





KETTLES



Ref. 08032
Capacity: **1,2 litres**
Kettle material: **Stainless steel and black polypropylene**
Tray material: **Black ABS**



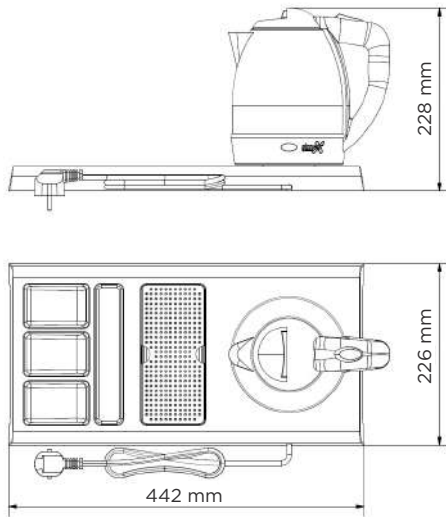
Ref. 08009
Capacity: **1,2 litres**
Kettle material: **Stainless steel and black polypropylene**
Tray material: **Black melamine**



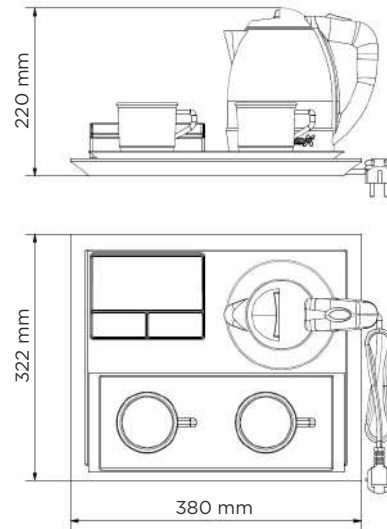
Ref. 08027
Capacity: **1,2 litres**
Kettle material: **Stainless steel and black polypropylene**
Tray material: **Black melamine**

- Power: 1.350 W.
- It includes set of three trays and two cups.
- Double layer manufactured.

TECHNICAL DETAILS 08032



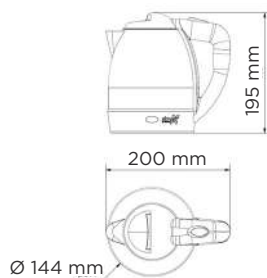
TECHNICAL DETAILS 08009 • 08027



TECHNICAL DETAILS 08033



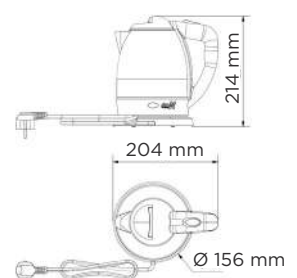
Ref. 08033



TECHNICAL DETAILS 08034



Ref. 08034





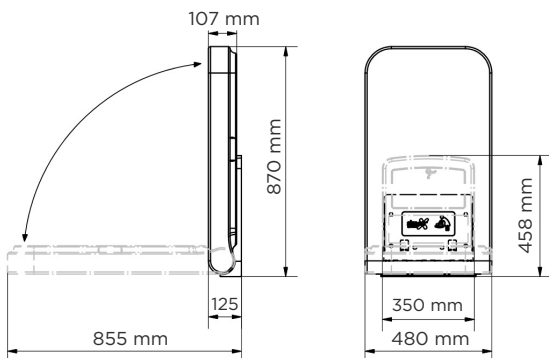
Ref. 05158
Weight: 9,3 kg.
Vertical.



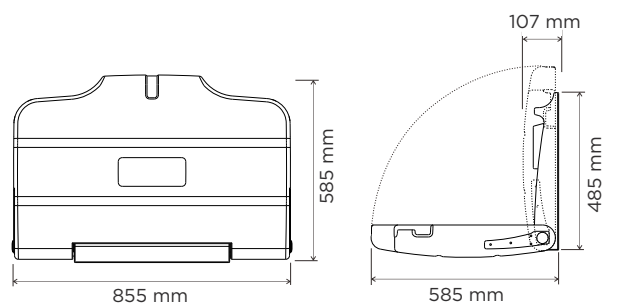
Ref. 05144
Weight: 11 kg.
Horizontal.

- **Material:** High resistant polyethylene.
- **Colour:** White.
- With adjustable safety belt.
- It complies with CE regulations.
- **05144:** With towel dispenser.

TECHNICAL DETAILS 05158



TECHNICAL DETAILS 05144





Ref. 08014

Material: **High resistant polyethylene**
 Colour: **Grey**

- Removable shelf.
- Safety belt.

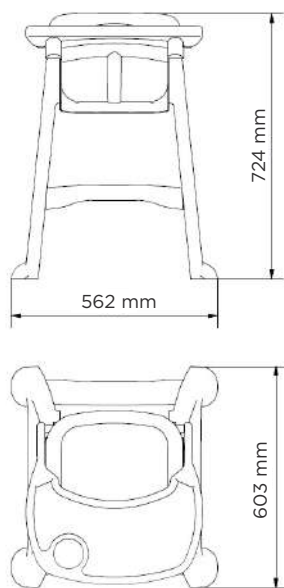


Ref. 08039

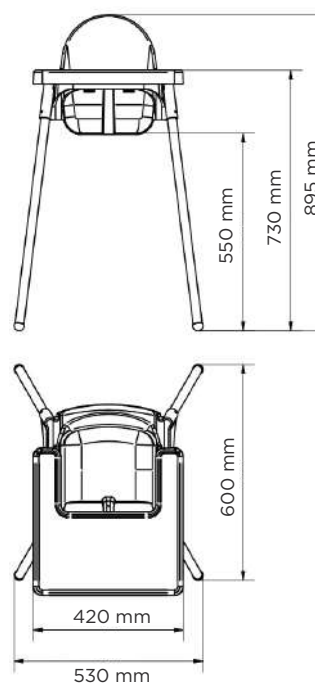
Material: **ABS plastic baby chair with steel legs.**
 Colour: **White**

- Seat with high back of ABS plastic.
- Includes non-slip pad on legs.
- Safety belt.
- Sold in box of 6 units.

TECHNICAL DETAILS 08014



TECHNICAL DETAILS 08039




INSECT EXTERMINATORS



Ref. 05053
Insect exterminator with adhesive paper
 Weight: 1 kg.

Ref. 05054
Adhesive replacement for ref. 05053 (10 units pack.)

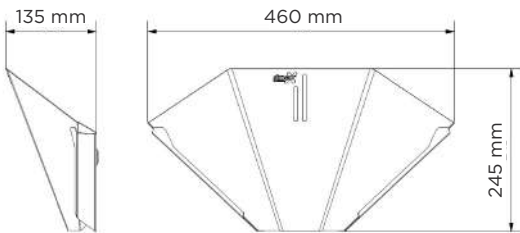


Ref. 05055
2 tubes of 11 W.
 Weight: 1,2 kg.
 Range: 8 - 11 m.

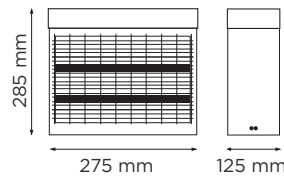
Ref. 05056
2 tubes of 20 W.
 Weight: 4 kg.
 Range: 12 - 17 m.

Ref. 05057
2 tubes of 40 W.
 Weight: 4 kg.
 Range: 17 - 20 m.

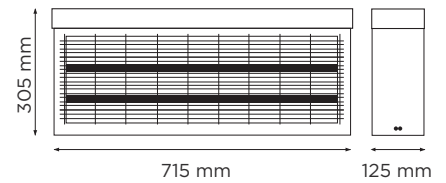
TECHNICAL DETAILS 05053



TECHNICAL DETAILS 05055



TECHNICAL DETAILS 05056 • 05057

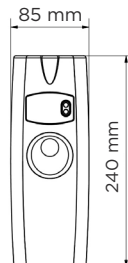


AIR FRESHENERS

TECHNICAL DETAILS 05124



NEW DESIGN



Ref. 05124
 Durability.: 1 month normal use.
 (1,5 V. batteries not included)



Ref. 05051
Lavanda air freshener refill.

Dim.: Ø 65 mm.

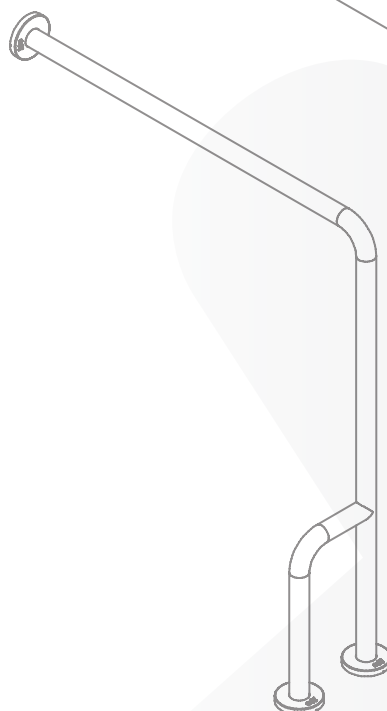
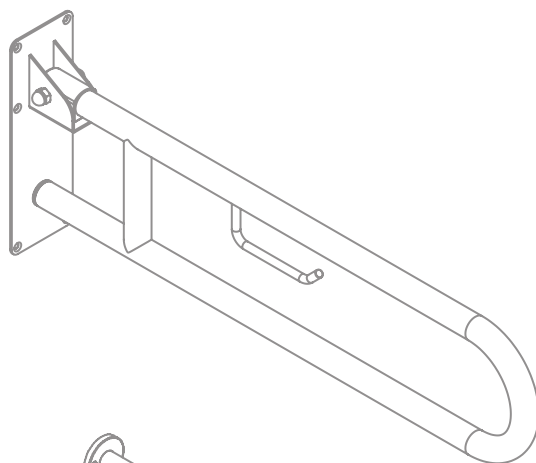
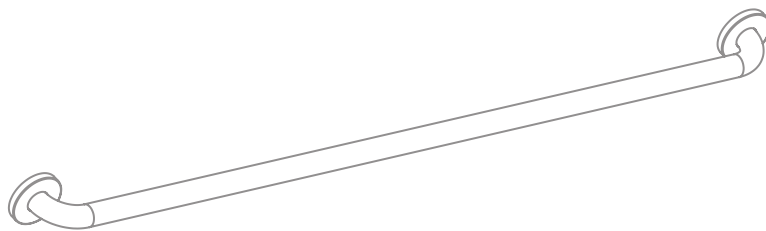


Ref. 05052
Lemon air freshener refill.

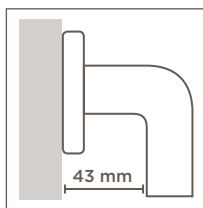
Dim.: Ø 65 mm.



Grab bars |



GRAB BARS | INOX



INCLUDES STAINLESS STEEL SCREWS AND RAWL PLUGS



Stainless Steel + Epoxy.
White epoxy finish.
With anti-corrosion primer.



Stainless Steel + Nylon.
Nylon trim.



Stainless Steel.
Satin finish.



Stainless Steel.
Polished finish.



GRAB BAR WITH TWO SUPPORT POINTS

- **Material:** Stainless Steel.
- **Ø:** 32 mm.
- **Thickness:** 1,5 mm.



Finish:
White Epoxy

Ref. 02012
L1: 300 mm.

Ref. 02060
L1: 400 mm.

Ref. 02061
L1: 500 mm.

Ref. 02041
L1: 600 mm.

Ref. 02011
L1: 750 mm.

Ref. 02063
L1: 900 mm.

Ref. 02064
L1: 1200 mm.



Finish:
White Nylon

Ref. 02250
L1: 300 mm.

Ref. 02065
L1: 400 mm.

Ref. 02066
L1: 500 mm.

Ref. 02067
L1: 600 mm.

Ref. 02251
L1: 750 mm.

Ref. 02068
L1: 900 mm.

Ref. 02069
L1: 1200 mm.



Finish:
Inox. Satin

Ref. 02007
L1: 300 mm.

Ref. 02070
L1: 400 mm.

Ref. 02071
L1: 500 mm.

Ref. 02039
L1: 600 mm.

Ref. 02002
L1: 750 mm.

Ref. 02072
L1: 900 mm.

Ref. 02073
L1: 1200 mm.



Finish:
Inox. Polished

Ref. 02043
L1: 300 mm.

Ref. 02074
L1: 400 mm.

Ref. 02075
L1: 500 mm.

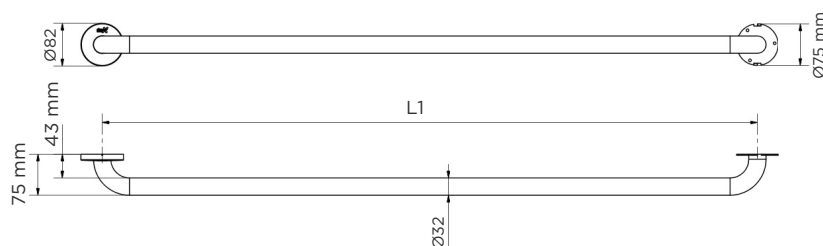
Ref. 02045
L1: 600 mm.

Ref. 02046
L1: 750 mm.

Ref. 02076
L1: 900 mm.

Ref. 02077
L1: 1200 mm.

TECHNICAL DETAILS GRAB BAR WITH TWO SUPPORT POINTS



- Please ask for tailor-made options as per project request.

GRAB BARS | INOX



GRAB BAR WITH THREE SUPPORT POINTS

- **Material:** Stainless Steel.
- **Ø:** 32 mm.
- **Thickness:** 1,5 mm.



Finish:
White Epoxy

Ref. 02086
Leng.: 1.200 mm.

Ref. 02087
Leng.: 1.400 mm.



Finish:
White Nylon

Ref. 02088
Leng.: 1.200 mm.

Ref. 02089
Leng.: 1.400 mm.



Finish:
Inox. Satin

Ref. 02090
Leng.: 1.200 mm.

Ref. 02091
Leng.: 1.400 mm.

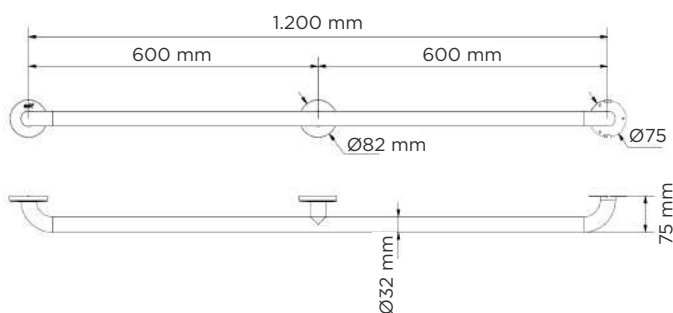


Finish:
Inox. Polished

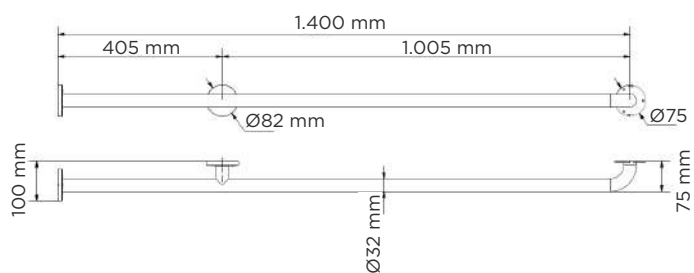
Ref. 02092
Leng.: 1.200 mm.

Ref. 02093
Leng.: 1.400 mm.

TECHNICAL DETAILS 02086 • 02088 • 02090 • 02092



TECHNICAL DETAILS 02087 • 02089 • 02091 • 02093



FOLDING BAR

- **Material:** Stainless Steel.
- **Ø:** 32 mm.
- **Thickness:** 1,5 mm.



Finish:
White Epoxy

Ref. 02010
Leng.: 800 mm.

Ref. 02096
Leng.: 600 mm.



Finish:
White Nylon

Ref. 02097
Leng.: 800 mm.

Ref. 02100
Leng.: 600 mm.



Finish:
Inox. Satin

Ref. 02001
Leng.: 800 mm.

Ref. 02048
Leng.: 600 mm.

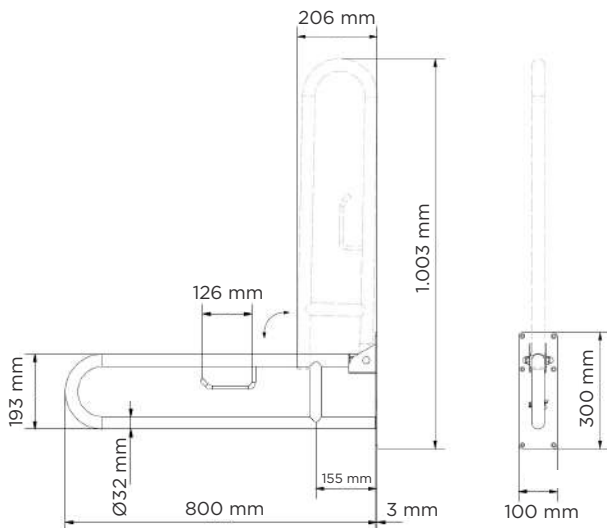


Finish:
Inox. Polished

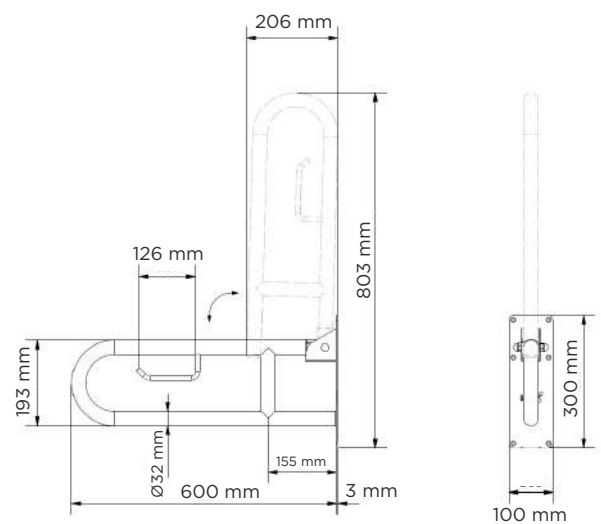
Ref. 02042
Leng.: 800 mm.

Ref. 02102
Leng.: 600 mm.

TECHNICAL DETAILS 02010 • 02097 • 02001 • 02042



TECHNICAL DETAILS 02096 • 02100 • 02048 • 02102



GRAB BARS | INOX



VERTICAL FOLDING BAR WITH SECURITY ANCHOR

- **Material:** Stainless Steel.
- **Ø:** 32 mm.
- **Thickness:** 1,5 mm.



Finish:
White Epoxy

Ref. 02033



Finish:
White Nylon

Ref. 02109



Finish:
Inox. Satin

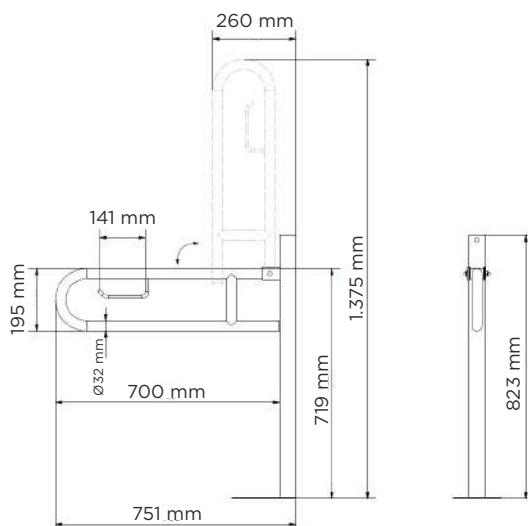
Ref. 02004



Finish:
Inox. Polished

Ref. 02110


TECHNICAL DETAILS 02033 • 02109 • 02004 • 02110



FOLDING BAR WITH RETRACTILE LEG

HORIZONTAL FOLDING BAR

- **Material:** Stainless Steel.
- **Ø:** 32 mm.
- **Thickness:** 1,5 mm.



Finish:
Inox. Satin

Ref. 02049



Finish:
Inox. Polished

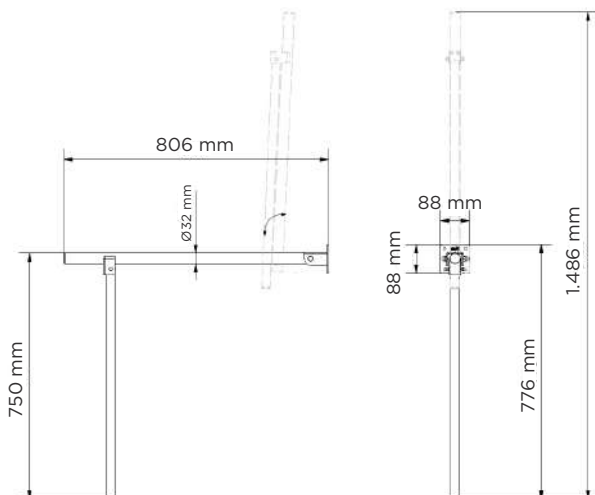
Ref. 02108



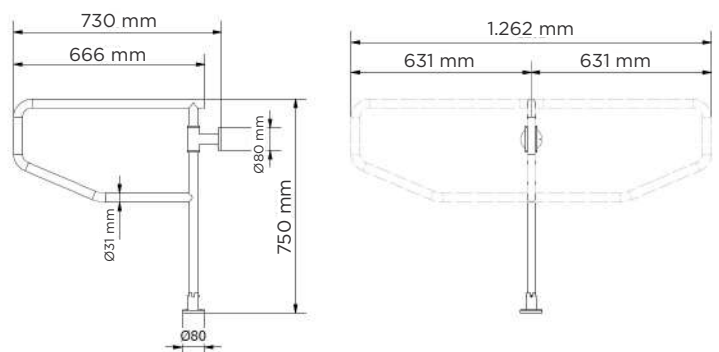
Finish:
Inox. Satin

Ref. 02112

TECHNICAL DETAILS 02049 • 02108



TECHNICAL DETAILS 02112



- Please ask for tailor-made options as per project request.

GRAB BARS | INOX



FIXED BAR WITH THREE SUPPORT POINTS

- **Material:** Stainless Steel.
- **Ø:** 32 mm.
- **Thickness:** 1,5 mm.



Left



Right



Finish:
White Epoxy



Finish:
White Nylon



Finish:
Inox. Satin



Finish:
Inox. Polished

Ref. 02115
Left

Ref. 02116
Left

Ref. 02036
Left

Ref. 02117
Left

L1: 600 mm.

Ref. 02120
Right

Ref. 02121
Right

Ref. 02037
Right

Ref. 02122
Right

Ref. 02264
Left

Ref. 02265
Left

Ref. 02266
Left

Ref. 02267
Left

L1: 800 mm.

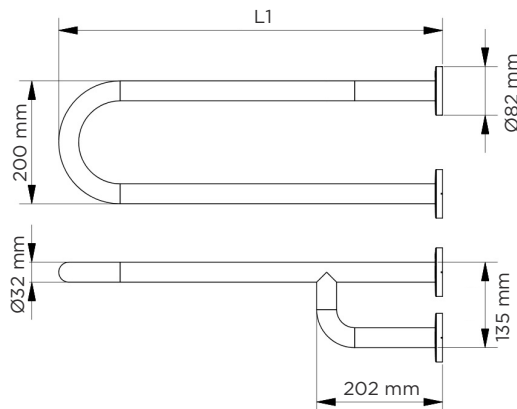
Ref. 02268
Right

Ref. 02269
Right

Ref. 02270
Right

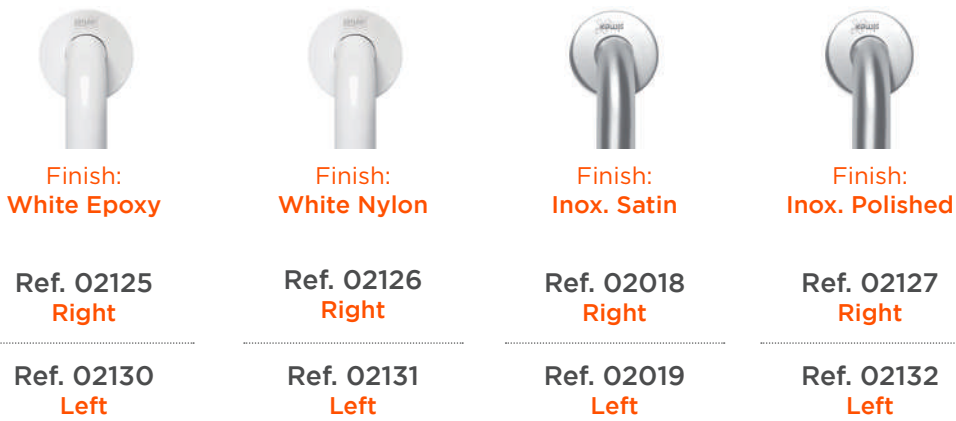
Ref. 02271
Right

TECHNICAL DETAILS FIXED BAR WITH THREE SUPPORT POINTS

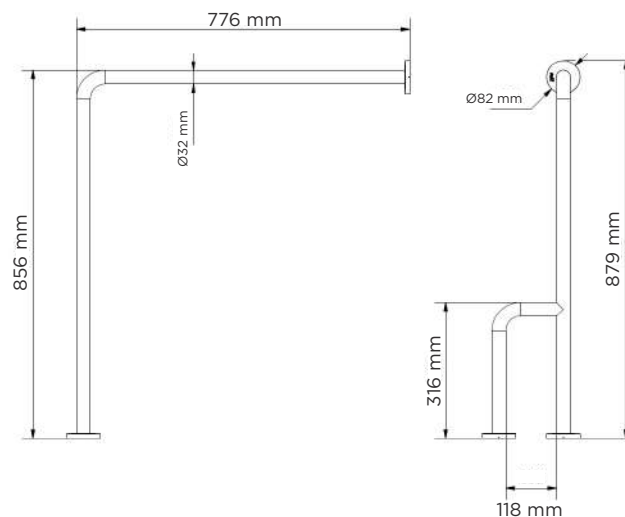


ANGLED WALL TO FLOOR BAR

- **Material:** Stainless Steel.
- **Ø:** 32 mm.
- **Thickness:** 1,5 mm.



TECHNICAL DETAILS ANGLED WALL TO FLOOR BAR



- Please ask for tailor-made options as per project request.

GRAB BARS | INOX



ANGLED WALL TO FLOOR BAR WITH TWO SUPPORT POINTS

- **Material:** Stainless Steel.
- **Ø:** 32 mm.
- **Thickness:** 1,5 mm.



Finish:
White Epoxy

Ref. 02135



Finish:
White Nylon

Ref. 02136



Finish:
Inox. Satin

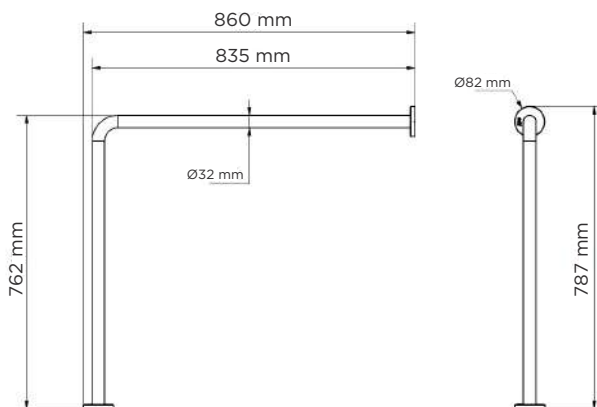
Ref. 02024



Finish:
Inox. Polished


Ref. 02137

TECHNICAL DETAILS 02135 • 02136 • 02024 • 02137



ANGLED WALL BAR

- **Material:** Stainless Steel.
- **Ø:** 32 mm.
- **Thickness:** 1,5 mm.



Left



Right



Reversible



Finish:
White Epoxy



Finish:
White Nylon



Finish:
Inox. Satin



Finish:
Inox. Polished

Ref. 02140
Left

Ref. 02141
Left

Ref. 02142
Left

Ref. 02143
Left

Ref. 02146
Right

Ref. 02147
Right

Ref. 02148
Right

Ref. 02149
Right

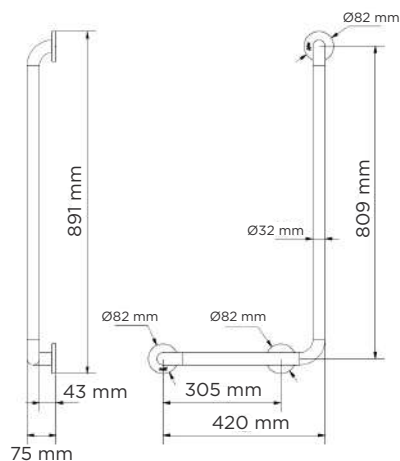
Ref. 02152
Reversible

Ref. 02153
Reversible

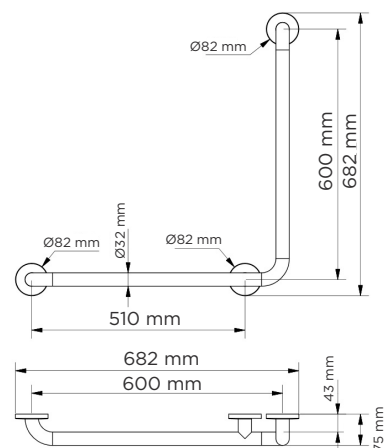
Ref. 02006
Reversible

Ref. 02155
Reversible

TECHNICAL DETAILS ANGLED WALL BAR Left - Right



TECHNICAL DETAILS ANGLED WALL BAR Reversible



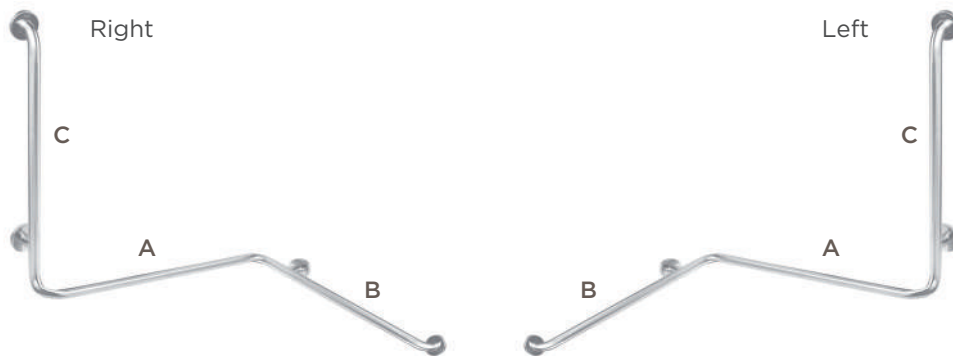
- Please ask for tailor-made options as per project request.

GRAB BARS | INOX



ANGLED BAR WITH THREE SIDES AND FOUR SUPPORT POINTS

- **Material:** Stainless Steel.
- **Ø:** 32 mm.
- **Thickness:** 1,5 mm.



Finish:
White Epoxy

Ref. 02163
Right



Finish:
White Nylon

Ref. 02164
Right



Finish:
Inox. Satin

Ref. 02021
Right



Finish:
Inox. Polished

Ref. 02166
Right

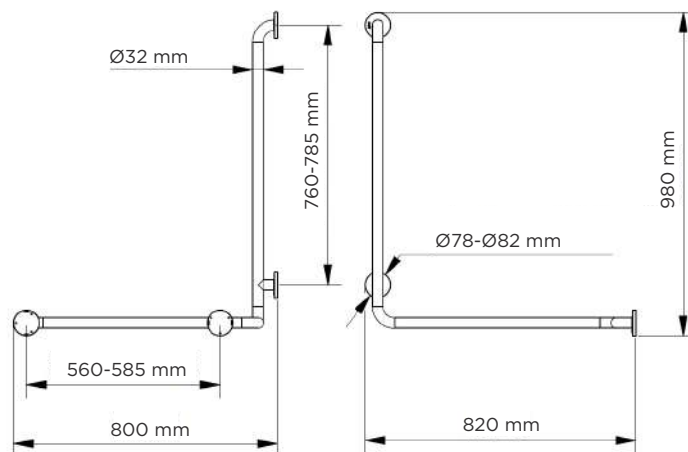
Ref. 02169
Left

Ref. 02170
Left

Ref. 02023
Left

Ref. 02172
Left

TECHNICAL DETAILS ANGLED BAR WITH THREE SIDES AND FOUR SUPPORT POINTS



ANGLED WALL-TO-WALL BAR WITH THREE SUPPORT POINTS

- **Material:** Stainless Steel.
- **Ø:** 32 mm.
- **Thickness:** 1,5 mm.



Finish:
White Epoxy

Ref. 02174



Finish:
White Nylon

Ref. 02175



Finish:
Inox. Satin

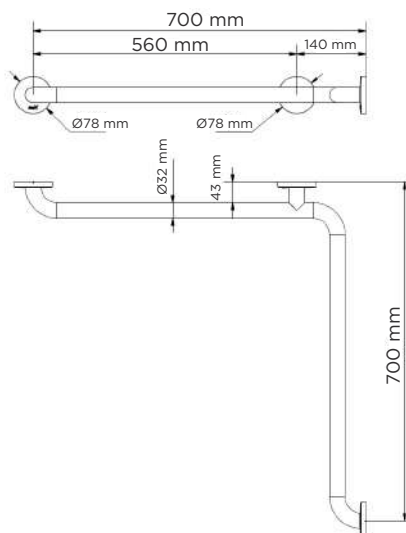
Ref. 02020



Finish:
Inox. Polished

Ref. 02176

TECHNICAL DETAILS 02174 • 02175 • 02020 • 02176



GRAB BARS | INOX



ANGLED WALL-TO-WALL BAR WITH THREE SUPPORT POINTS

- **Material:** Stainless Steel.
- **Ø:** 32 mm.
- **Thickness:** 1,5 mm.



Finish:
White Epoxy

Ref. 02179



Finish:
White Nylon

Ref. 02180



Finish:
Inox. Satin

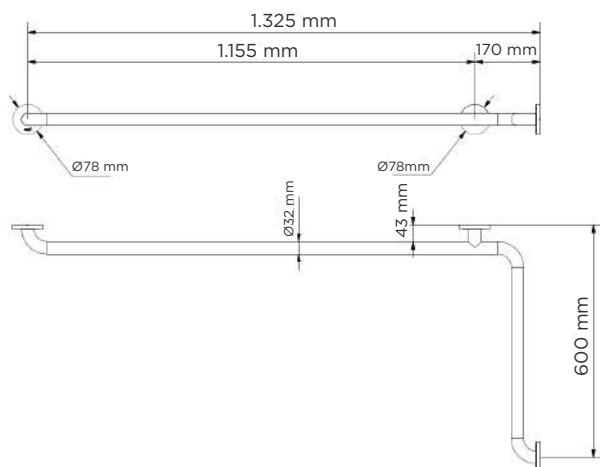
Ref. 02181



Finish:
Inox. Polished

Ref. 02182

TECHNICAL DETAILS 02179 • 02180 • 02181 • 02182



135° ANGLED SUPPORT HANDLE BAR

- **Material:** Stainless Steel.
- **Ø:** 32 mm.
- **Thickness:** 1,5 mm.



Finish:
White Epoxy

Ref. 02158



Finish:
White Nylon

Ref. 02159



Finish:
Inox. Satin

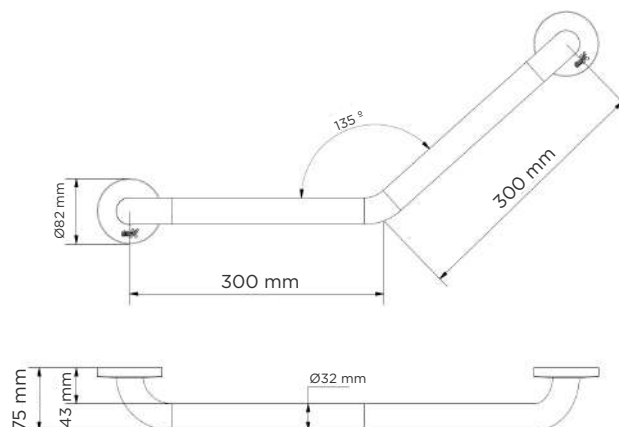
Ref. 02016



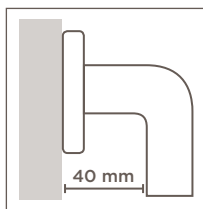
Finish:
Inox. Polished

Ref. 02160

TECHNICAL DETAILS 02158 • 02159 • 02016 • 02160



GRAB BARS | ALUMINUM & NYLON

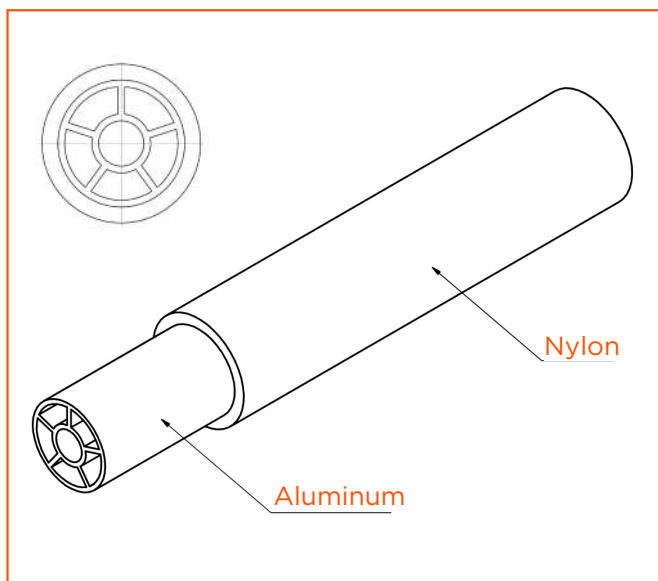


INCLUDES STAINLESS
STEEL SCREWS AND
RAWL PLUGS

Aluminum + Nylon.
White nylon trim.



COMPOSITION:



- **Material:** Aluminum.
- **Finish:** White Nylon.
- **Ø:** 35 mm.
- **Nylon coating:** 3 mm.

STRAIGHT BAR



Ref. 02025
L1: 300 mm.

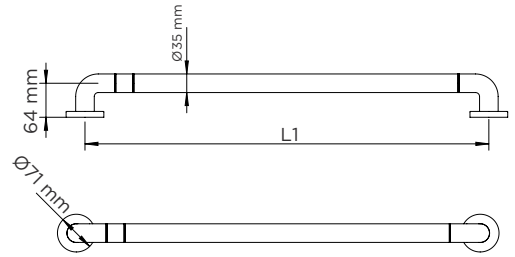
Ref. 02028
L1: 400 mm.

Ref. 02059
L1: 500 mm.


Ref. 02080
L1: 600 mm.

Ref. 02026
L1: 750 mm.

TECHNICAL DETAILS 02025 • 02028 • 02059 02080 • 02026



FOLDING BARS

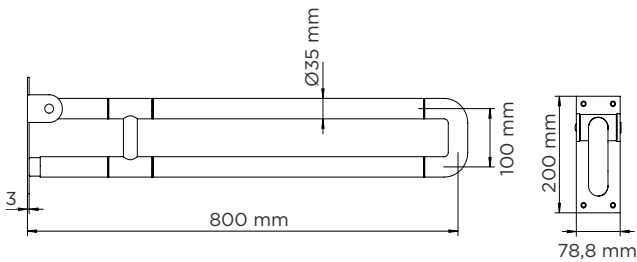


Ref. 02032
Leng.: 800 mm.

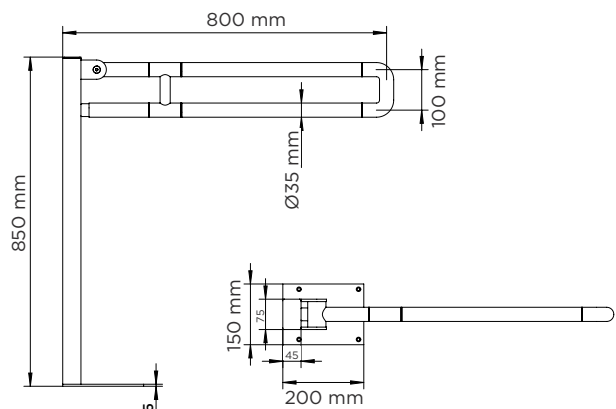


Ref. 02194
Leng.: 850 mm.
Height: 800 mm.
Folding bar: 700 mm.

TECHNICAL DETAILS 02032



TECHNICAL DETAILS 02194



GRAB BARS | ALUMINUM & NYLON



- **Material:** Aluminum.
- **Finish:** White Nylon.
- **Ø:** 35 mm.
- **Nylon coating:** 3 mm.

FIXED BAR



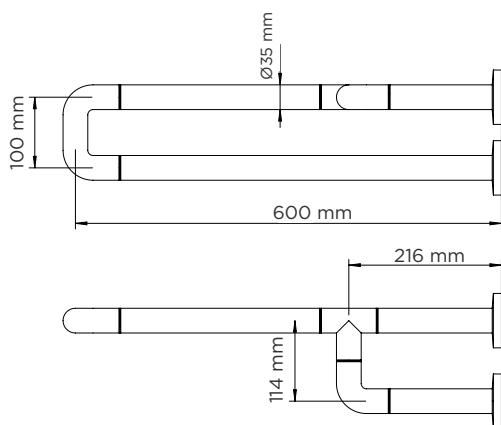
Ref. 02196
Leng.: **600 mm**
Left

Ref. 02195
Leng.: **600 mm**
Right

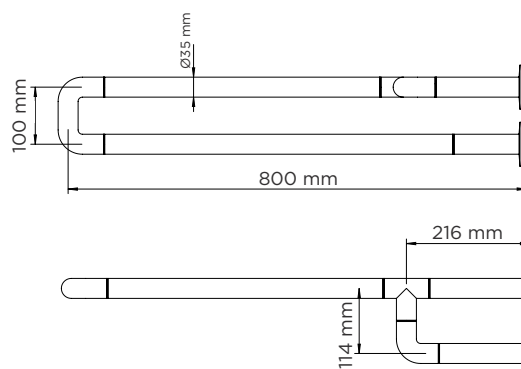
Ref. 02198
Leng.: **800 mm**
Left

Ref. 02197
Leng.: **800 mm**
Right

TECHNICAL DETAILS 02196 • 02195



TECHNICAL DETAILS 02198 • 02197

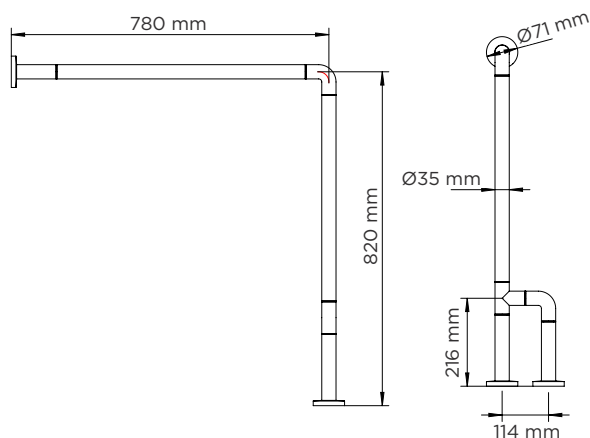


ANGLED WALL TO WALL BAR



Ref. 02202
Height: **820 mm**
Depth: **780 mm**

TECHNICAL DETAILS 02202



- **Material:** Aluminum.
- **Finish:** White Nylon.
- **Ø:** 35 mm.
- **Nylon coating:** 3 mm.

90° ANGLED BAR

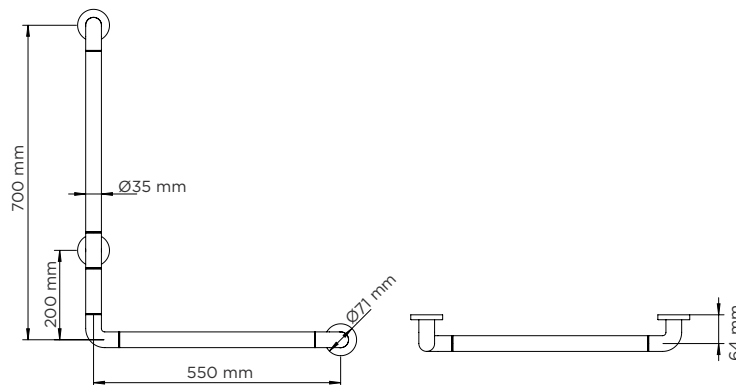


Ref. 02200
 Leng.: 700 mm
 Height: 550 mm
Left



Ref. 02201
 Leng.: 700 mm
 Height: 550 mm
Right

TECHNICAL DETAILS 02200 • 02201

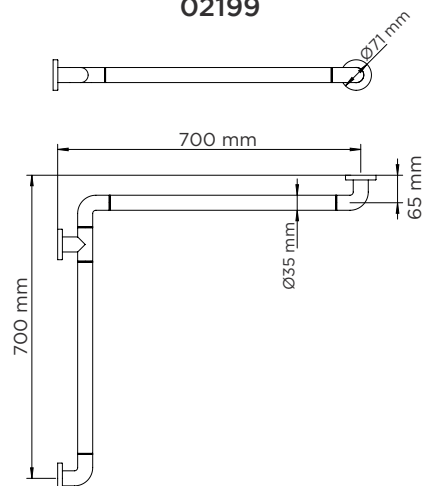


WALL TO WALL BAR



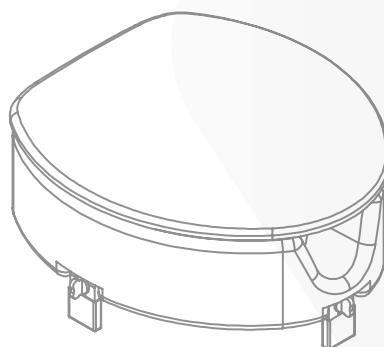
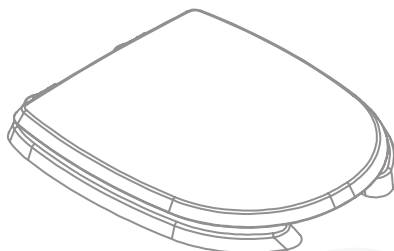
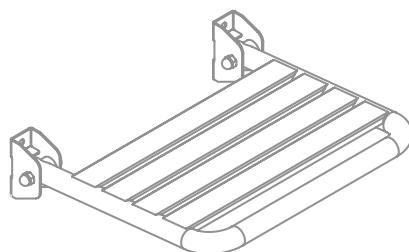
Ref. 02199
 Lenght side A: 700 mm
 Lenght side B: 700 mm

TECHNICAL DETAILS 02199





Technic support |





SHOWER PAN

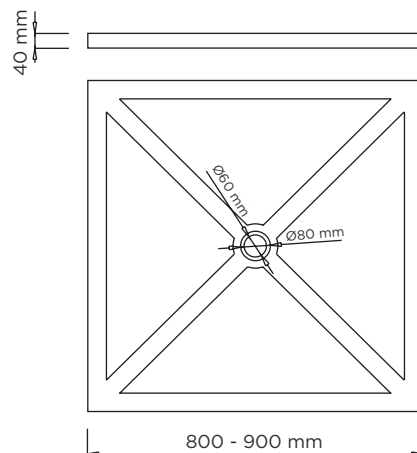
- Built-in fiberglass shower pan, with anti-slip ABS surface area.

TECHNICAL DETAILS 02230 • 02231



Ref. 02230
Surface: 800 x 800 mm

Ref. 02231
Surface: 900 x 900 mm



TOILETS SETS



Ref. 02203
Floor outlet.

Toilet set:
02207 + 02213 + 02214



Ref. 02204
Wall outlet.

Toilet set:
02208 + 02213 + 02214

Ref. 02205
Floor outlet.

Toilet set:
02209 + 02213 + 02215 + 02216

Ref. 02206
Wall outlet.

Toilet set:
02210 + 02213 + 02215 + 02216

TOILETS



Ceramic toilet with hygienic opening.

Ref. 02207
Floor outlet.

Ref. 02208
Wall outlet.

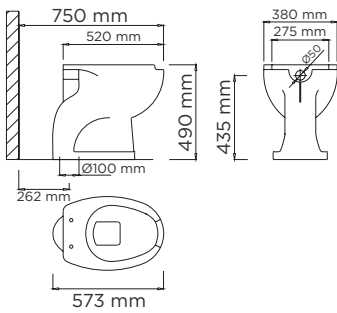


Ceramic toilet bidet.

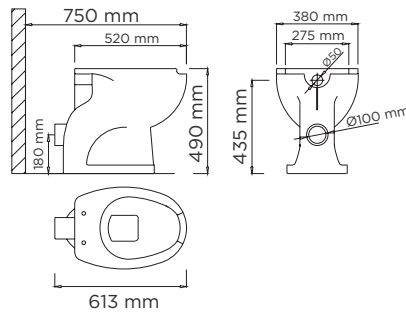
Ref. 02209
Floor outlet.

Ref. 02210
Wall outlet.

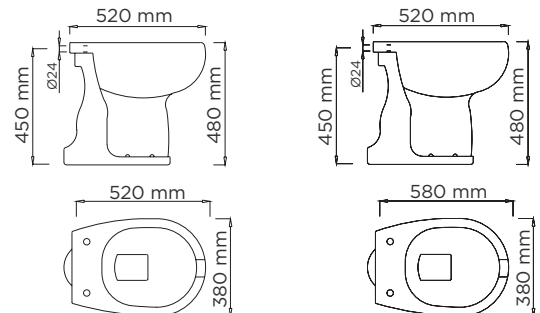
TECHNICAL DETAILS 02207



TECHNICAL DETAILS 02208



TECHNICAL DETAILS 02209 TECHNICAL DETAILS 02210



Wall hanged complete toilet set with water deposit.

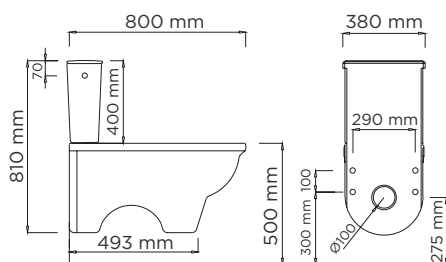
Ref. 02211



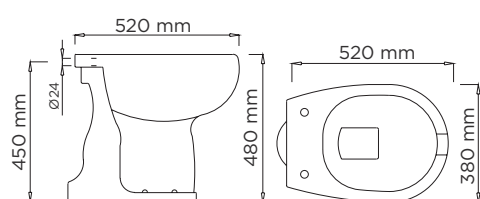
Ceramic toilet for children.

Ref. 02212

TECHNICAL DETAILS 02211



TECHNICAL DETAILS 02212

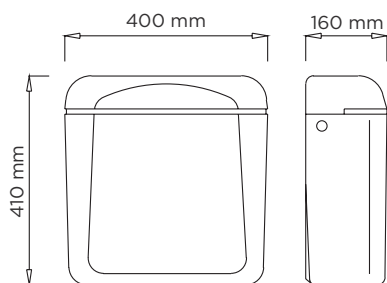




Plastic tank for toilets with wall pneumatic flush button or water deposit manual button.

Ref. 02213
For ref.: 02207, 02208, 02209 y 02210.

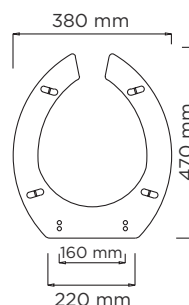
TECHNICAL DETAILS 02213



Ergonomic cover.

Ref. 02214
For ref.: 02207 y 02208.

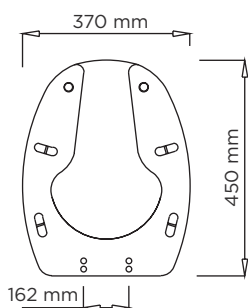
TECHNICAL DETAILS 02214



Ergonomic cover.

Ref. 02215
For ref.: 02207, 02208, 02209 y 02210.

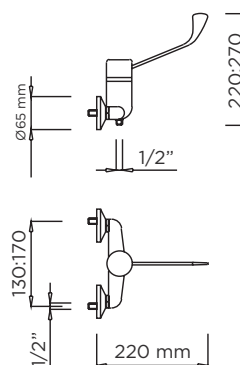
TECHNICAL DETAILS 02215



Wall-mounted single lever mixer.

Ref. 02216
For bidet: 02209.

TECHNICAL DETAILS 02216



SPARE PARTS



Elevator supplement with hygienic opening.

Ref. 02258
Material: High density polyethylen.
With durolux cover.



Hygienic opening toilet seat with cover.

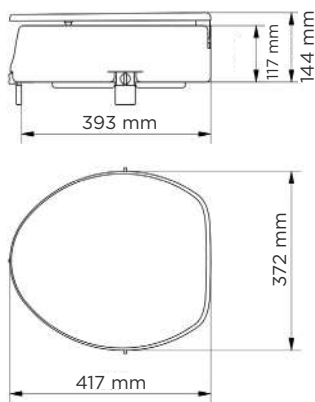
Ref. 02257
Material: Compressed wood.
With cover.



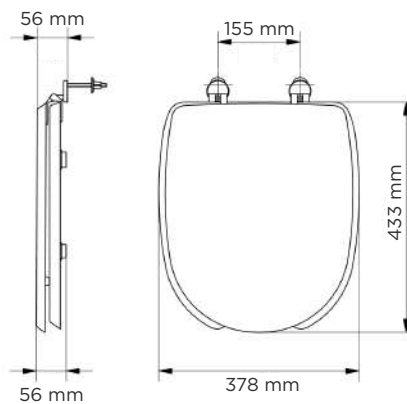
Hygienic opening toilet seat.

Ref. 02239
Material: Compressed wood.

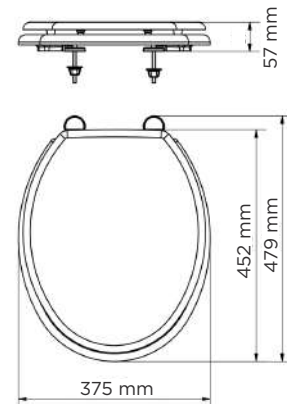
TECHNICAL DETAILS
02258



TECHNICAL DETAILS
02257



TECHNICAL DETAILS
02239



ACCESSORIES



Discharge WC
Ref. 02254
Material: ABS.
Double flushing system.



Float Valve
Ref. 02255
Material: ABS.



WASHBASINS SETS



Ref. 02223

Fixed washbasin set:
02217 + 02218 + 02221 + 02222



Ref. 02224

Manual washbasin set
02217 + 02219 + 02221 + 02222



Ref. 02225

Mechanical washbasin set
02217 + 02220 + 02221 + 02222

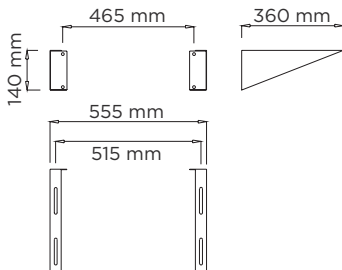
WASHBASINS



Fixed brackets for
02217 washbasin.

Ref. 02218

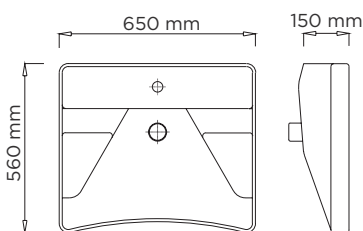
TECHNICAL DETAILS 02218



Ergonomic and anthropometric
ceramic washbasin. Antiplash
elbow support.

Ref. 02217

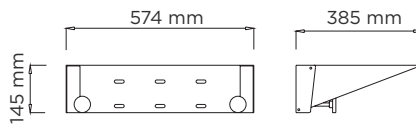
TECHNICAL DETAILS 02217



Manual inclination cantilever
for 02217 washbasin.
Horizontal position.

Ref. 02219

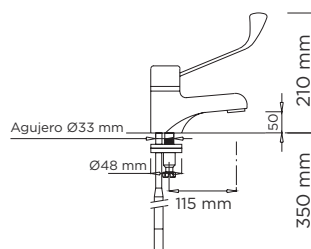
TECHNICAL DETAILS 02219



Mixer tap with long lever.
For ref. 02217.

Ref. 02221

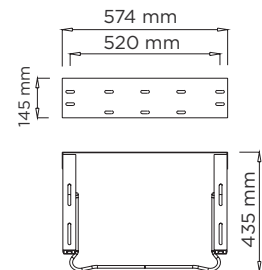
TECHNICAL DETAILS 02221



Cantilever with pneumatic
control bar for front regulation.
For ref. 02217

Ref. 02220

TECHNICAL DETAILS 02220



Flexible siphon for
02217 washbasin.

Ref. 02222

MIRRORS WITH FRAME




Ref. 02240

Frame material:
SUS 304 Stainless Steel

Ref. 02241

Frame material:
White epoxy steel



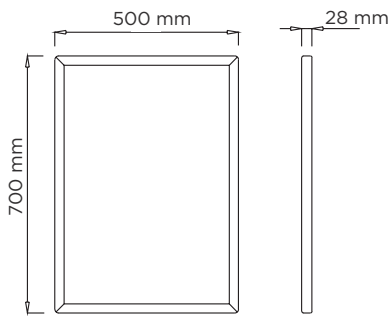
Ref. 02242

Frame material:
SUS 304 Stainless Steel

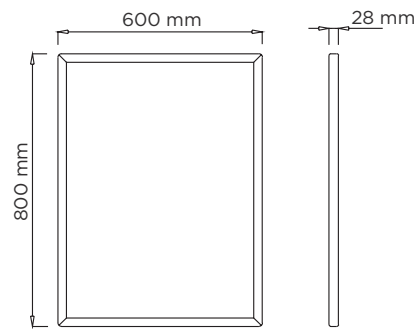
Ref. 02243

Frame material:
White epoxy steel

TECHNICAL DETAILS
02240 • 02241



DATOS TÉCNICOS
02242 • 02243



KIT FOR RETRACTABLE MIRROR WITH FRAME



Ref. 02244

Frame material:
SUS 304 Stainless Steel

For ref. 02240

Ref. 02246

Frame material:
White epoxy steel

For ref. 02241

Ref. 02245

Frame material:
SUS 304 Stainless Steel

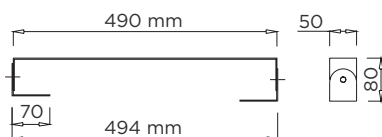
For ref. 02242

Ref. 02247

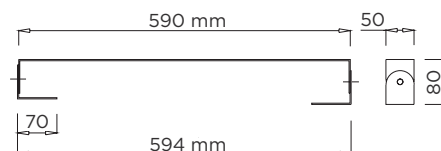
Frame material:
White epoxy steel

For ref. 02243

TECHNICAL DETAILS 02244 • 02246



TECHNICAL DETAILS 02245 • 02247

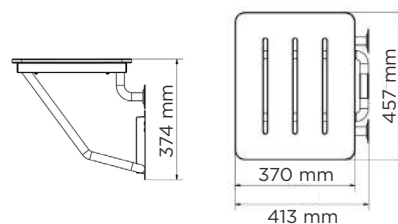




Ref. 02038
With wall support.

- **Structure Mat.:** SUS 304 S. Steel.
- **Surface Mat.:** Water resistant fenol sheet .

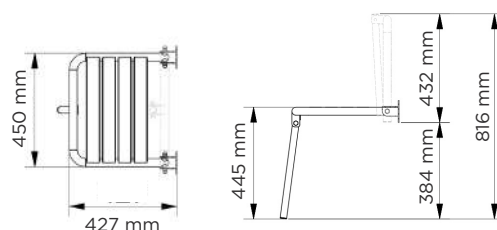
TECHNICAL DETAILS 02038



Ref. 02005
With floor support.

- **Structure Mat.:** SUS 304 S. Steel.
- **Surface Mat.:** SUS 304 S. Steel.

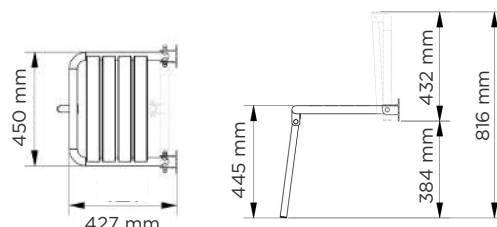
TECHNICAL DETAILS 02005



Ref. 02185
With floor support.

- **Structure Mat.:** Stainless steel white epoxy finish.
- **Surface Mat.:** Stainless steel slats white epoxy finish.

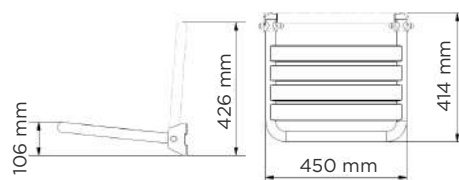
TECHNICAL DETAILS 02185



Ref. 02186

- **Structure Mat.:** SUS 304 S. Steel.
- **Surface Mat.:** SUS 304 S. Steel.

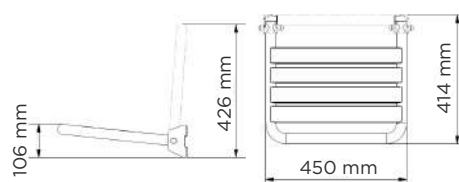
TECHNICAL DETAILS 02186



Ref. 02187

- **Structure Mat.:** Stainless steel white epoxy finish.
- **Surface Mat.:** Stainless steel slats white epoxy finish.

TECHNICAL DETAILS 02187

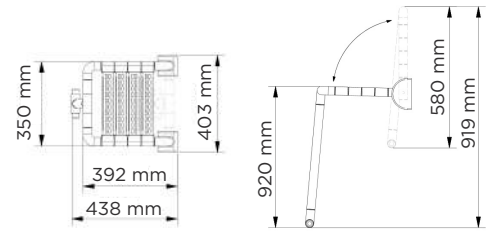




Ref. 02083
With floor support.

- Material: ABS and Aluminum.

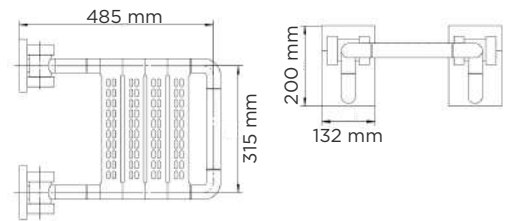
TECHNICAL DETAILS 02083



Ref. 02261
Folding shower seat.

- Material: Stainless steel white nylon finish.

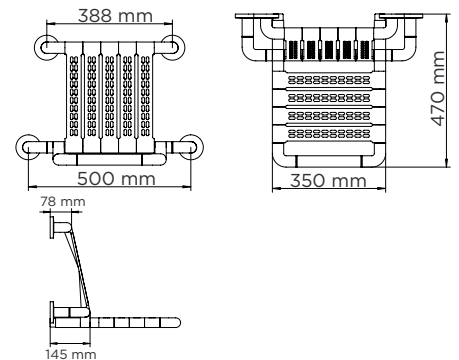
TECHNICAL DETAILS 02261



Ref. 02260
Shower seat with backrest.

- Material: Stainless steel white nylon finish.

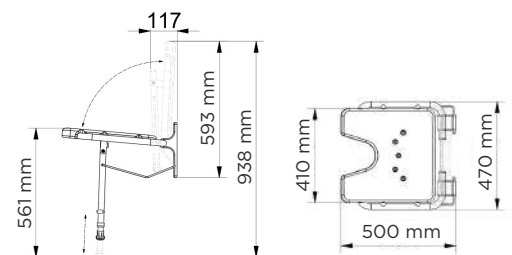
TECHNICAL DETAILS 02260



Ref. 02228
Shower seat with two legs.

- Material: ABS and Aluminum.

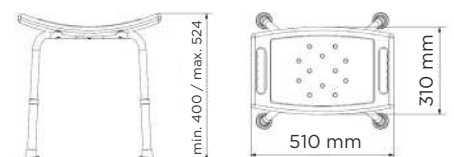
TECHNICAL DETAILS 02228



Ref. 02256
With adjustable legs.

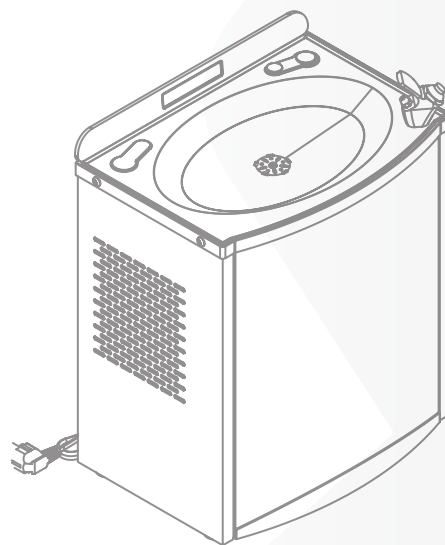

- Material: ABS and Aluminum.

TECHNICAL DETAILS 02256





Water dispensers |



WATER DISPENSERS | INOX



INTERNAL FILTERS INCLUDED

Ref. 09001
Finish: Polished

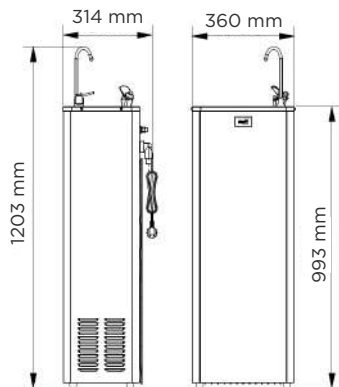


Ref. 09003
Finish: Polished

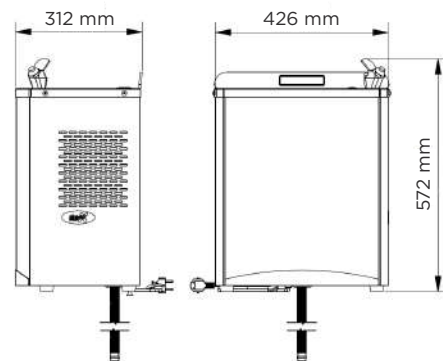
- Cold water dispenser with push button tap and high swan neck.
- Water mains connection.
- Internal thermostat temperature regulation.
- **Material:** SUS 304 Stainless Steel.
- **Temperatures:** Room 30°C, Water inlet 20°C, Water flow 10°C.
- **Cold water capacity:** 25l/h. From 6°C to 10°C.

- Wall-mounted room and cold water dispenser with push button tap.
- Water mains connection.
- Internal thermostat temperature regulation.
- **Material:** SUS 304 Stainless Steel.
- **Temperatures:** Room 30°C, Water inlet 20°C, Water flow 10°C.
- **Cold water capacity:** 20l/h. From 6°C to 10°C.

TECHNICAL DETAILS 09001



TECHNICAL DETAILS 09003



ACCESSORIES 09001 • 09003



Ref. 09004
Spare carbon filter



Ref. 09005
Spare particle filter



Ref. 09006
Tap for glass refills



Ref. 09007
Push button tap



Ref. 09009
Finish: **Polished**



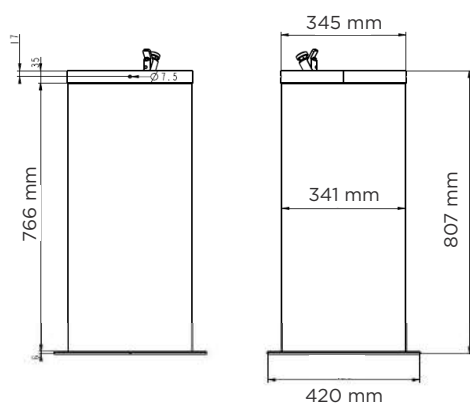
Ref. 09015
Finish: **Black and silver**

* Bottle not included.

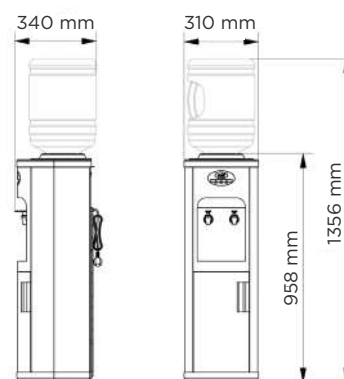
- Outdoor water fountain.
- Water mains connection.
- Base built-in on floor installed water fountain.
- Non-refrigerated water.
- **Material:** SUS 304 Stainless Steel.
- **Base:** 420 mm.

- With internal thermostat T² regulation.
- Bottled water dispenser.
- 2 taps for cold and room temperature water.
- No water mains connection required.
- **Material:** ABS.
- **Temperatures:**
Room 30°C, Water inlet 20°C, Water flow 10°C.
- **Cold water capacity:** 16l/HR from 5°C to 10°C.

TECHNICAL DETAILS 09009



TECHNICAL DETAILS 09015



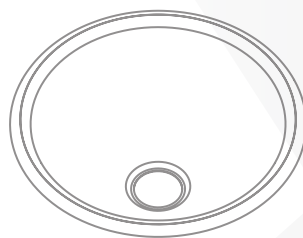
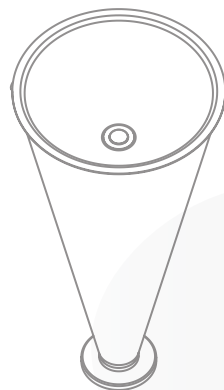
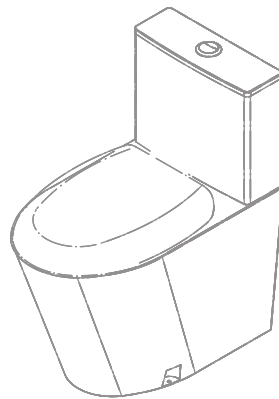
ACCESSORY 09015



Ref. 09010
Paper glass dispenser
of 50 units.



Stainless steel sanitary



TOILETS



COVER INCLUDED

- **Material:** SUS 304 Stainless Steel.
- Wall outlet \varnothing 100 mm. Water input \varnothing 60 mm.
- Exclusive use for water discharge with flux meter or built-in water deposit.
- Double service door.
- Complies with EN-997 regulations.

Wall outlet.

Ref. **03012P**
Finish: **Satin**

Ref. **03013P**
Finish: **Polished**

Floor outlet.

Ref. **03012S**
Finish: **Satin**

Ref. **03013S**
Finish: **Polished**

Wall-hung WC.

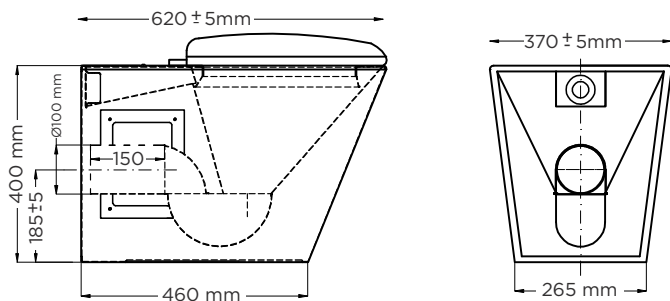
Ref. **03014**
Finish: **Satin**

Ref. **03015**
Finish: **Polished**

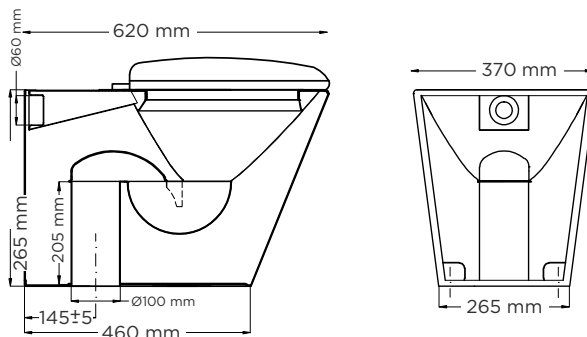
Cover for 03012 03013, 03014, 03015 toilets.

Ref. **03016**

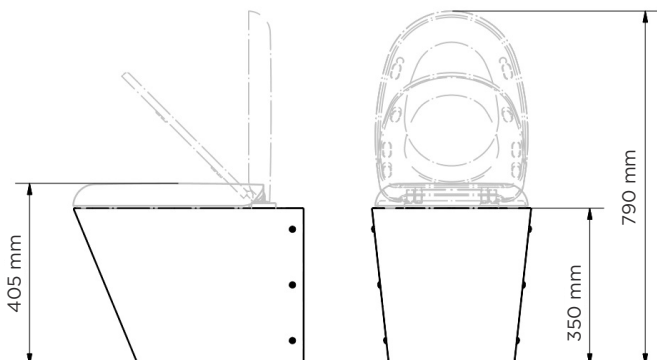
TECHNICAL DETAILS **03012P • 03013P**



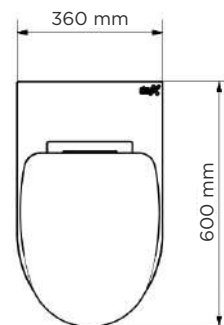
TECHNICAL DETAILS **03012S • 03013S**



TECHNICAL DETAILS **03014 • 03015**



TECHNICAL DETAILS **03016**



WC WITH WATER DEPOSIT



COVER INCLUDED

Ref. 03020
Finish: **Satin**

Ref. 03021
Finish: **Polished**

- **Material:** SUS 304 Stainless Steel.
- Toilet with double flush deposit.
- Lateral water entry (left or right).
- Cushioned cap.
- Complies with EN-997 regulations.

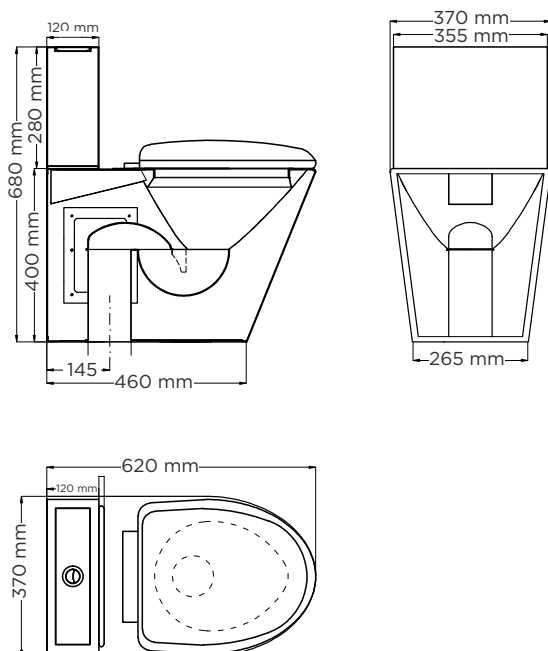
SQUATTING WC



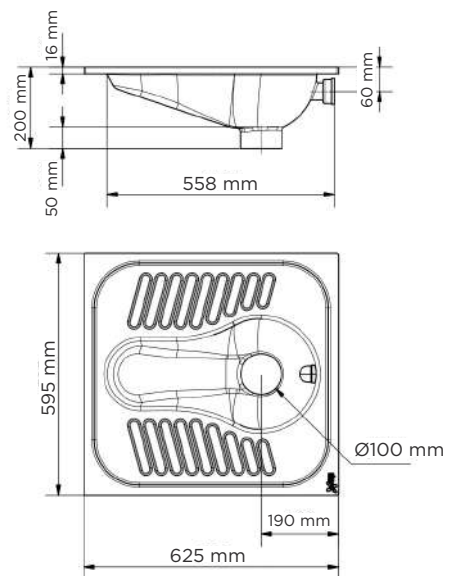
Ref. 03022
Finish: **Satin**

- **Material:** SUS 304 Stainless Steel.
- Floor installation.
- One-piece manufactured.

TECHNICAL DETAILS 03020 • 03021



TECHNICAL DETAILS 03022



INDIVIDUAL URINAL

- Wall-hung individual urinal with maintenance access.
- **Material:** SUS 304 Stainless Steel.
- Water flush from deposit or directly from plumbing system.
- Flushing by timer or faucets.



**Rounded
Urinal.**

Ref. 03002
Finish: **Satin**

Ref. 03001
Finish: **Polished**



**Corner
Urinal.**

Ref. 03008
Finish: **Satin**

Ref. 03009
Finish: **Polished**

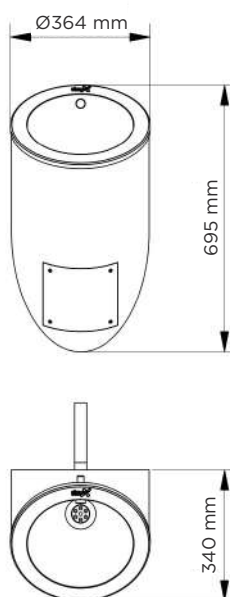


**Rectangular
Urinal.**

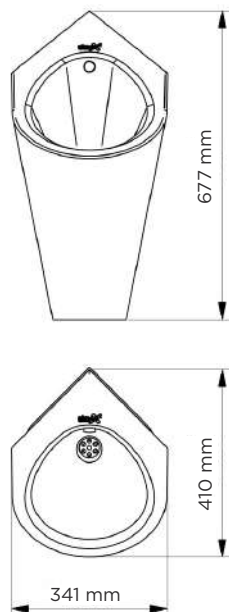
Ref. 03006
Finish: **Satin**

Ref. 03007
Finish: **Polished**

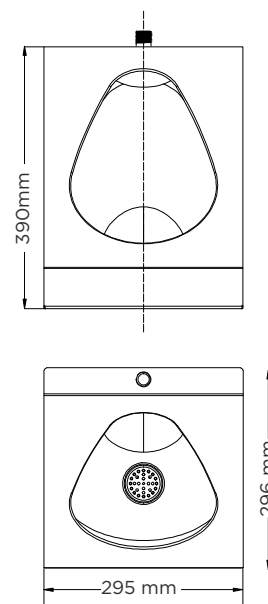
TECHNICAL DETAILS
03002 • 03001



TECHNICAL DETAILS
03008 • 03009



TECHNICAL DETAILS
03006 • 03007



WASHBASIN AND WC SET



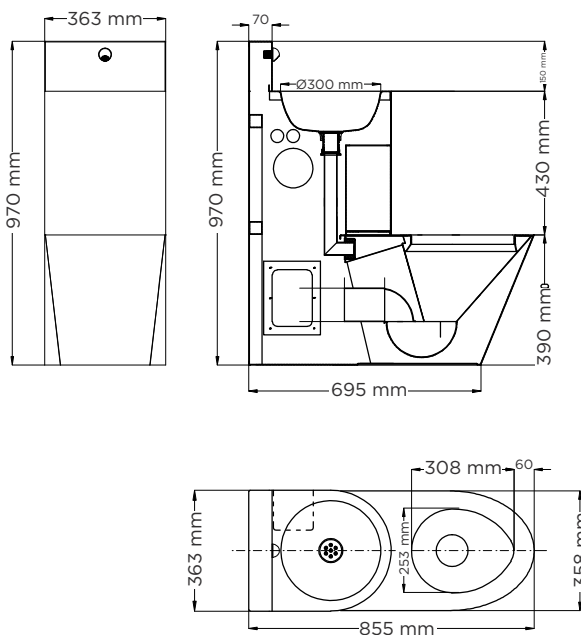
SPECIAL FOR PRISONS

Central position toilet set.

Ref. 03116
Finish: Satin

- Washbasin and WC set with flush deposit.
- Timer and tap included.
- **Material:** SUS 304 Stainless Steel.
- With flux meter.
- Vandal-resistant structure.

TECHNICAL DETAILS 03116



SHOWER PAN



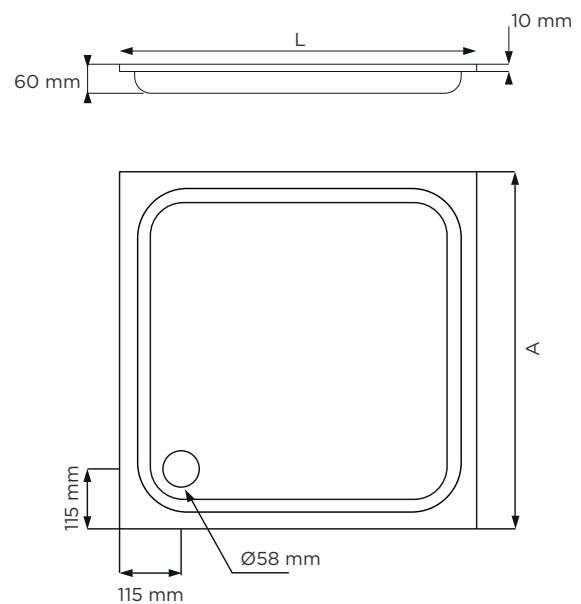
Ref. 03073
Dim.: 60 x L:800 x A:800 mm.
Finish: Satin



Ref. 03072
Dim.: 60 x L:700 x A:700 mm.
Finish: Satin

- Built-in floor installation shower pan with drain and without valve.
- **Material:** SUS 304 Stainless Steel.

TECHNICAL DETAILS 03073 • 03072



WASHBASINS

- Wall mounted washbasins.
- **Material:** SUS 304 Stainless Steel.



Rounded washbasin with hole.

Ref. 03029
Finish: **Satin**

Ref. 03030
Finish: **Polished**



Conical washbasin without hole.

Ref. 03033
Finish: **Satin**

Ref. 03034
Finish: **Polished**

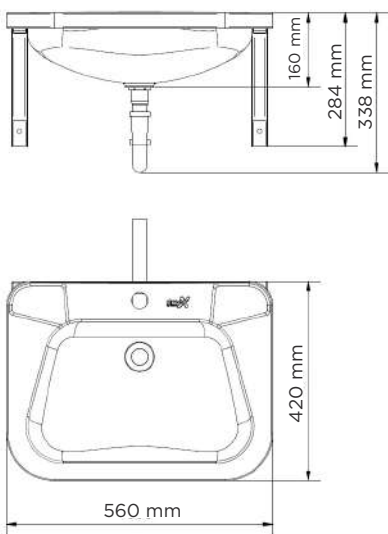


Conical washbasin with hole.

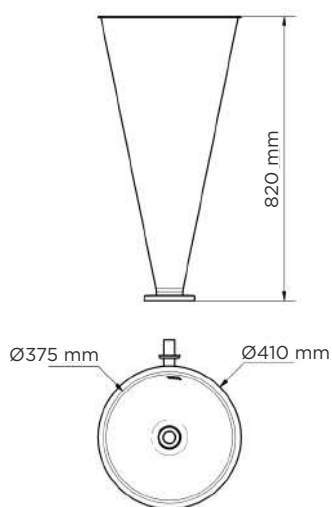
Ref. 03118
Finish: **Satin**

Ref. 03119
Finish: **Polished**

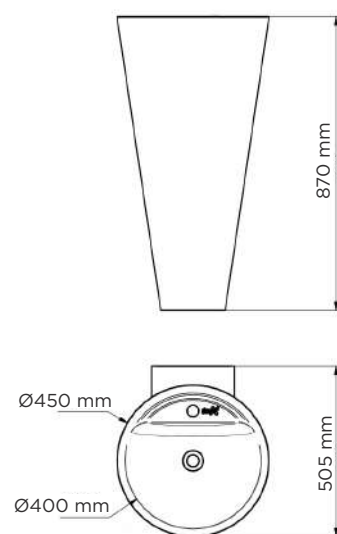
TECHNICAL DETAILS 03029 • 03030



TECHNICAL DETAILS 03033 • 03034



TECHNICAL DETAILS 03118 • 03119



WASHBASINS

- Wall mounted washbasins.
- **Material:** SUS 304 Stainless Steel.



**Rounded washbasin
without tap.**

Ref. 03035
Finish: **Satin**

Ref. 03036
Finish: **Polished**



**Rounded corner
washbasin without tap.**

Ref. 03037
Finish: **Satin**

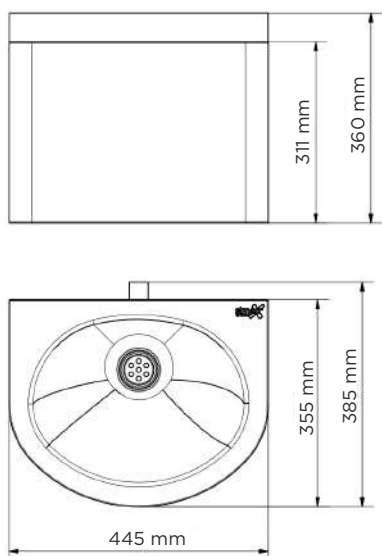
Ref. 03038
Finish: **Polished**



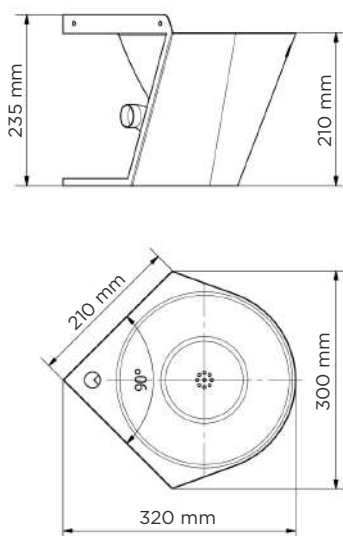
**Vandal-resistant
washbasin.**

Ref. 03039
Finish: **Polished**

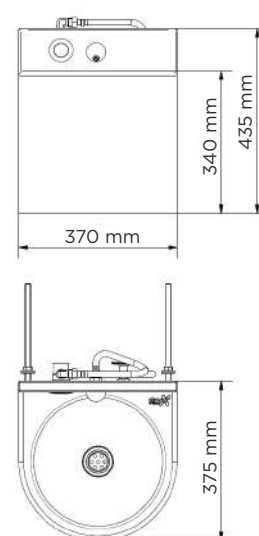
TECHNICAL DETAILS 03035 • 03036



TECHNICAL DETAILS 03037 • 03038



TECHNICAL DETAILS 03039



WASHBASINS

- Wall mounted washbasins.
- **Material:** SUS 304 Stainless Steel.



Washbasin with service door lid and pedestal.

Ref. 03040
Finish: **Satin**



Washbasin with service door lid two waters.

Ref. 03041
Finish: **Satin**



Knee washbasin.

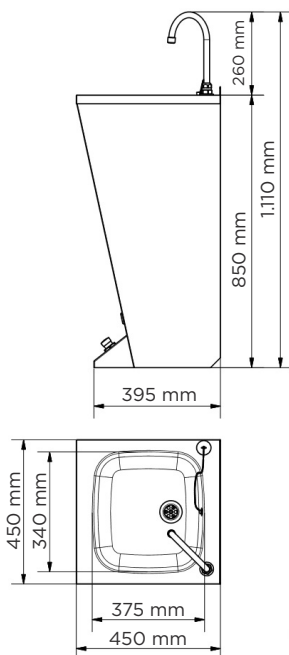
Ref. 03042
Finish: **Satin**

• Push button mixing cold and hot water no thermostatic.

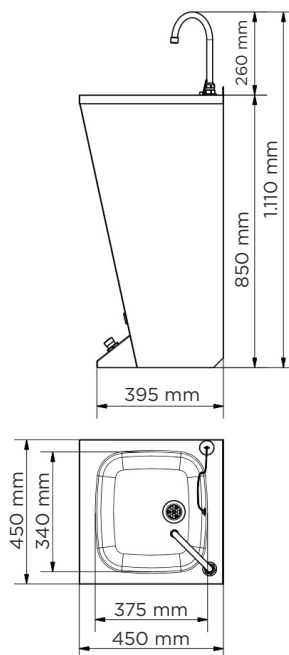
• Two push button timers (hot/cold water) with non-return valve.

• Knee washbasin. Push button mixing cold and hot water no thermostatic.

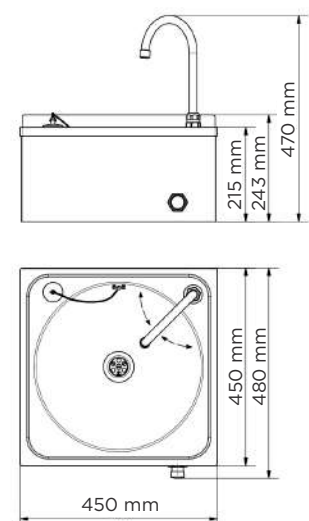
TECHNICAL DETAILS 03040



TECHNICAL DETAILS 03041



TECHNICAL DETAILS 03042



BUILT-IN WASHBASINS

- Countertop built-in washbasins.
- **Material:** SUS 304 Stainless Steel.



Washbasin without overflow outlet.

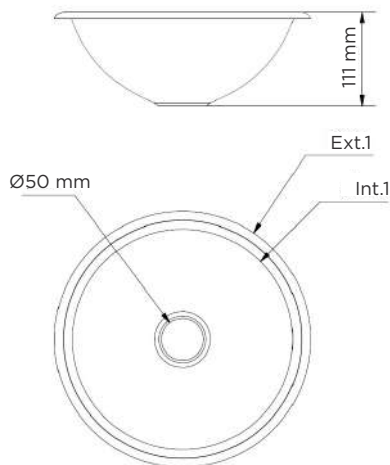


Washbasin with overflow outlet.

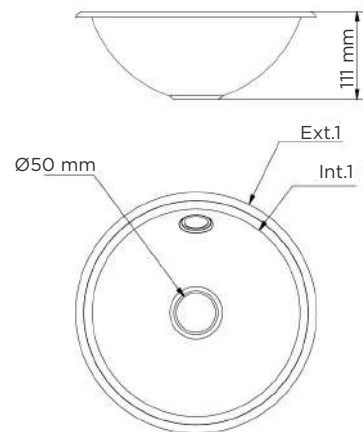
Ref. 03063	Ref. 03065	Ref. 03067
Dim.: In.1: Ø 265 mm	Dim.: In.1: Ø 315 mm	Dim.: In.1: Ø 355 mm
Out.1: Ø 305 mm	Out.1: Ø 355 mm	Out.1: Ø 405 mm

Ref. 03064	Ref. 03066	Ref. 03068
Dim.: In.1: Ø 265 mm	Dim.: In.1: Ø 315 mm	Dim.: In.1: Ø 355 mm
Out.1: Ø 305 mm	Out.1: Ø 355 mm	Out.1: Ø 405 mm

TECHNICAL DETAILS 03063 • 03065 • 03067



TECHNICAL DETAILS 03064 • 03066 • 03068



ACCESSORIES



Ref. 03069
Adapted for overflow outlet in brass for steel washbasin.



Ref. 03070
Siphon tube 250 mm. in brass and sink drain of Ø 80 + tap and chain in brass without overflow.



Ref. 03071
Cast siphon tube, brass design and drain sink up-down without overflow.

SURGICAL WASHBASINS



Individual
Ref. 03074
L1: 700 mm.

Double
Ref. 03075
L1: 1.400 mm.

Triple
Ref. 03076
L1: 2.100 mm.

- Washbasin for surgeons.
- **Material:** SUS 304 Stainless Steel.
- Wall mounted.

BEDPAN WASHERS

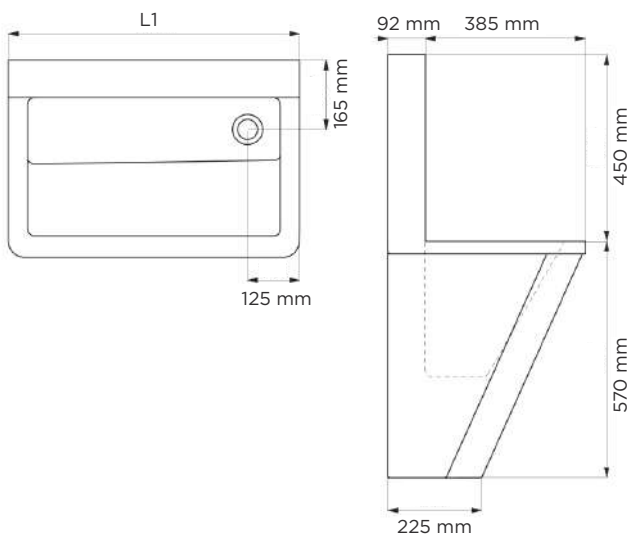


With taps.
Ref. 03078
Finish: **Satin**

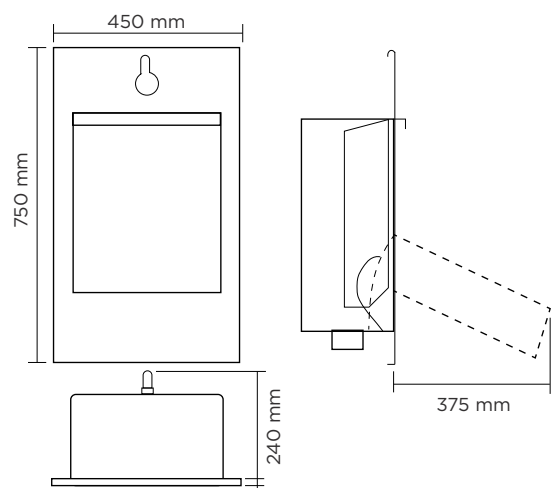
With timers.
Ref. 03079
Finish: **Satin**

- Built-in bedpab washer.
- **Material:** SUS 304 Stainless Steel.
- Hot and cold water tap/timer.

TECHNICAL DETAILS 03074 • 03075 • 03076




TECHNICAL DETAILS 03078 • 03079



COLLECTIVE WASHBASINS

- **Material:** SUS 304 Stainless Steel.
- **Finish:** Satin.
- Without tap.
- Wall mounted.



Double washbasin

Ref. 03043
L1: 1.200 mm.

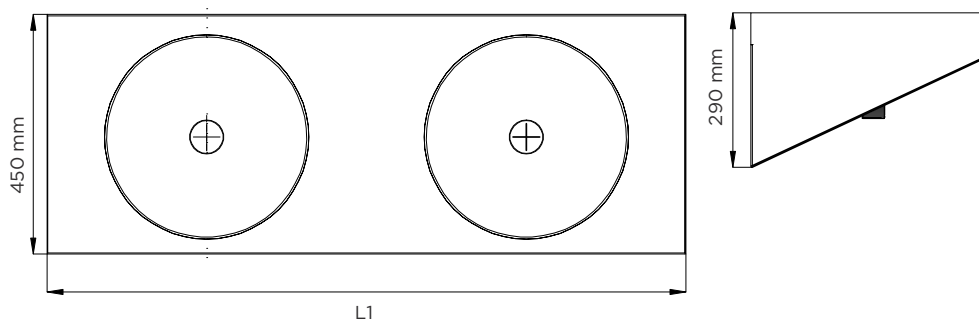
Triple washbasin

Ref. 03044
L1: 1.800 mm.

Quadruple washbasin

Ref. 03045
L1: 2.400 mm.

TECHNICAL DETAILS 03043 • 03044 • 03045



STAINLESS STEEL | SANITARY

COLLECTIVE WASHBASINS WITHOUT WALL PROTECTION

- **Material:** SUS 304 Stainless Steel.
- **Finish:** Satin.
- Without tap.
- Wall mounted.



Ref. 03052
Dim.: L1: 600 mm.

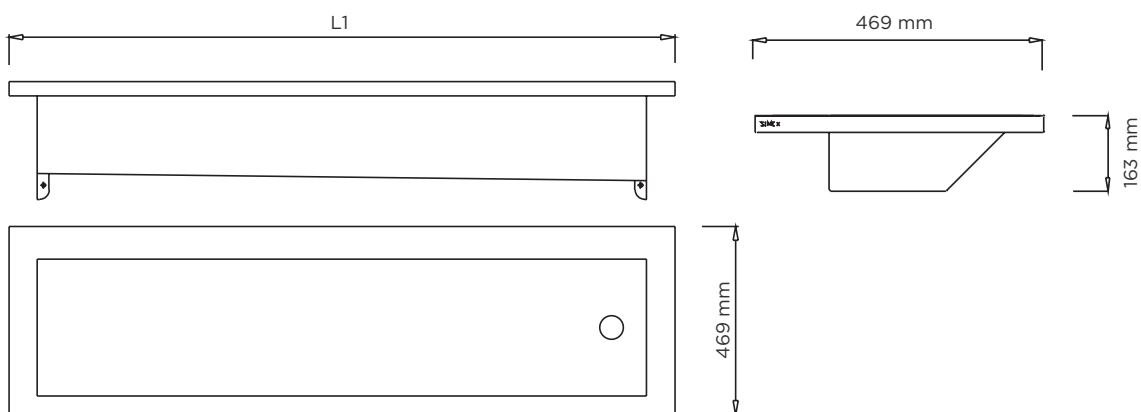
Ref. 03053
Dim.: L1: 1.200 mm.

Ref. 03054
Dim.: L1: 1.500 mm.

Ref. 03055
Dim.: L1: 1.800 mm.

Ref. 03056
Dim.: L1: 2.400 mm.

TECHNICAL DETAILS 03052 • 03053 • 03054 • 03055 • 03056



ACCESSORIES



Support legs.
Ref. 03051
Dim.: 815 x 80 x 80 mm



Support square.
Ref. 03057
Dim.: 200 x 300 x 20 mm

COLLECTIVE WASHBASINS WITH WALL PROTECTION

- **Material:** SUS 304 Stainless Steel.
- **Finish:** Satin.
- Without tap.
- Wall mounted.



Ref. 03058
Dim.: L1: 600 mm.

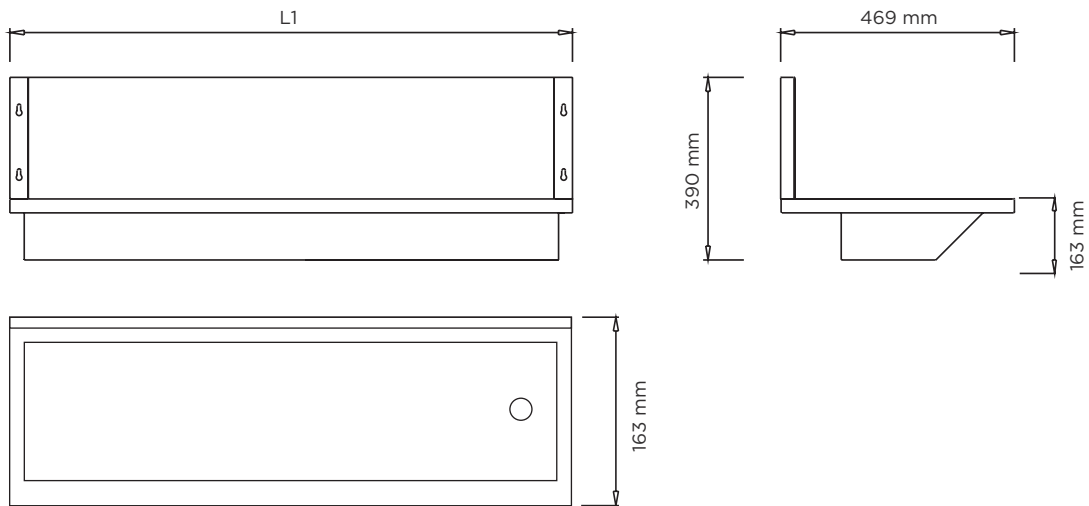
Ref. 03059
Dim.: L1: 1.200 mm.

Ref. 03060
Dim.: L1: 1.500mm.

Ref. 03061
Dim.: L1: 1.800 mm.

Ref. 03062
Dim.: L1: 2.400 mm.

TECHNICAL DETAILS 03058 • 03059 • 03060 • 03061 • 03062



ACCESSORIES



Support legs.
Ref. 03051
Dim.: 815 x 80 x 80 mm



Support square.
Ref. 03057
Dim.: 200 x 300 x 20 mm

STAINLESS STEEL | SANITARY

INDUSTRIAL KITCHEN SINKS WITH FRAMEWORK

- **Material:** SUS 304 Stainless Steel.
- **Finish:** Grinded.
- Adjustable bases.
- Lower reinforced framework.



Ref. 03091

Dim.: H: 850 x L: 1.000 x A: 700 mm
Sink: h: 350 x l: 860 x a: 420 mm



With left sink.

Ref. 03093

Dim.: H: 850 x L: 1.000 x A: 500 mm
Sink: h: 150 x l: 340 x a: 370 mm



With right sink

Ref. 03097

Dim.: H: 850 x L: 1.000 x A: 500 mm
Sink: h: 150 x l: 340 x a: 370 mm

Ref. 03092

Dim.: H: 850 x L: 1.200 x A: 600 mm
Sink: h: 350 x l: 1.060 x a: 420 mm

Ref. 03094

Dim.: H: 850 x L: 1.000 x A: 600 mm
Sink: h: 300 x l: 500 x a: 500 mm

Ref. 03098

Dim.: H: 850 x L: 1.000 x A: 600 mm
Sink: h: 300 x l: 500 x a: 500 mm

Ref. 03095

Dim.: H: 850 x L: 1.000 x A: 700 mm
Sink: h: 300 x l: 500 x a: 500 mm

Ref. 03099

Dim.: H: 850 x L: 1.000 x A: 700 mm
Sink: h: 300 x l: 500 x a: 500 mm

Ref. 03096

Dim.: H: 850 x L: 1.200 x A: 600 mm
Sink: h: 250 x l: 500 x a: 400 mm

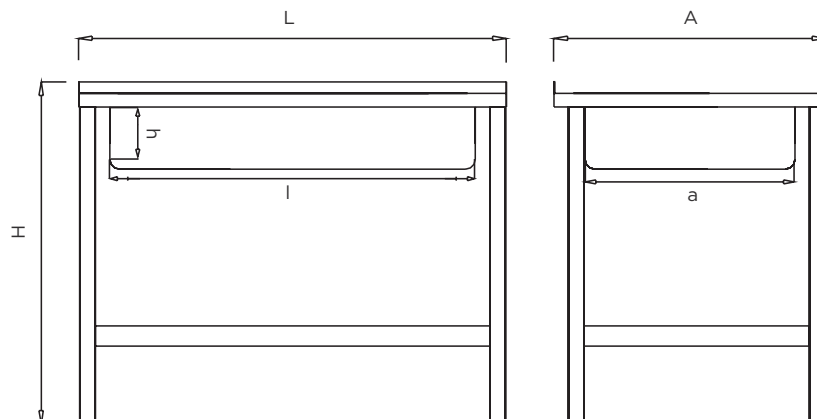
Ref. 03100

Dim.: H: 850 x L: 1.200 x A: 600 mm
Sink: h: 250 x l: 500 x a: 400 mm



FRAMEWORK INCLUDED

TECHNICAL DETAILS INDUSTRIAL KITCHEN SINKS WITH FRAMEWORK



INDUSTRIAL KITCHEN SINKS WITH FRAMEWORK

- **Material:** SUS 304 Stainless Steel.
- **Finish:** Grinded.
- Adjustable bases.
- Lower reinforced framework.



Ref. 03101

Dim.: H: 850 x L: 1.000 x A: 600 mm
Sink: h: 250 x l: 500 x a: 400 mm



With left sink.

Ref. 03105

Dim.: H: 850 x L: 1.400 x A: 600 mm
Sink: h: 250 x l: 500 x a: 400 mm



With right sink

Ref. 03107

Dim.: H: 850 x L: 1.400 x A: 600 mm
Sink: h: 250 x l: 500 x a: 400 mm

Ref. 03102

Dim.: H: 850 x L: 1.000 x A: 700 mm
Sink: h: 250 x l: 500 x a: 400 mm

Ref. 03106

Dim.: H: 850 x L: 1.400 x A: 700 mm
Sink: h: 250 x l: 500 x a: 400 mm

Ref. 03108

Dim.: H: 850 x L: 1.400 x A: 700 mm
Sink: h: 250 x l: 500 x a: 400 mm

Ref. 03103

Dim.: H: 850 x L: 1.200 x A: 600 mm
Sink: h: 300 x l: 500 x a: 500 mm

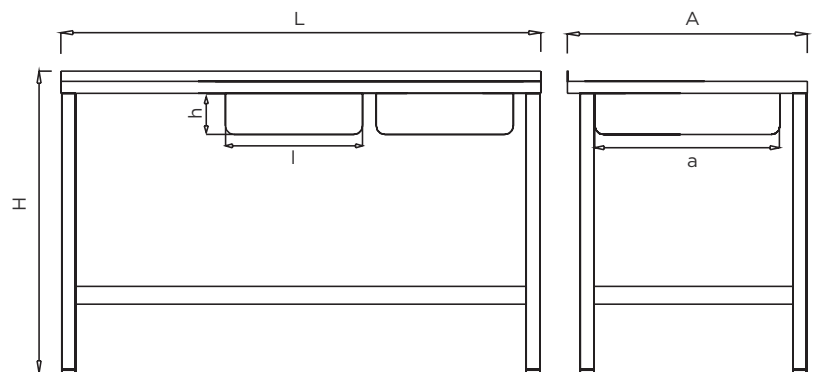
Ref. 03104

Dim.: H: 850 x L: 1.200 x A: 700 mm
Sink: h: 300 x l: 500 x a: 500 mm



FRAMEWORK INCLUDED

TECHNICAL DETAILS INDUSTRIAL KITCHEN SINKS WITH FRAMEWORK



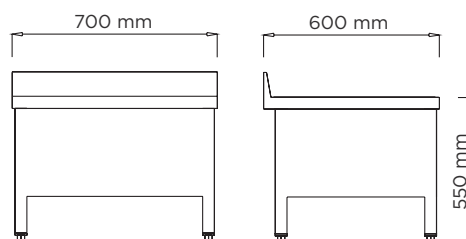
KITCHEN SINKS



Ref. 03109

Dim.: 550 x 700 x 600 mm
Sink: 500 x 500 x 300 mm

TECHNICAL DETAILS 03109



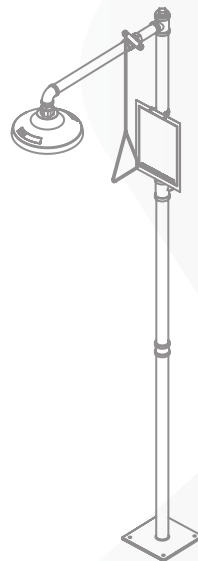
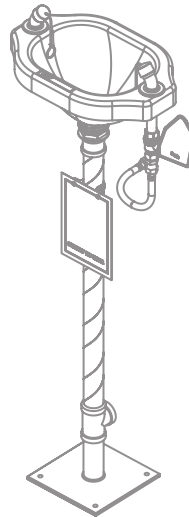
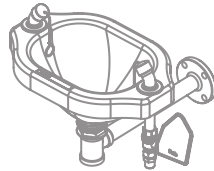
Dump cover.

Ref. 03110

Finish: **Satin**
Dim.: 620 x 520 mm



Emergency eye washers and showers



EMERGENCY | EYE WASHERS AND SHOWERS



EMERGENCY EYE WASHERS

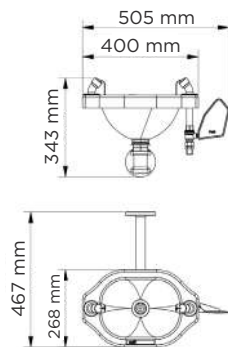


Ref. 12010
Material: **ABS**
Wall mounted

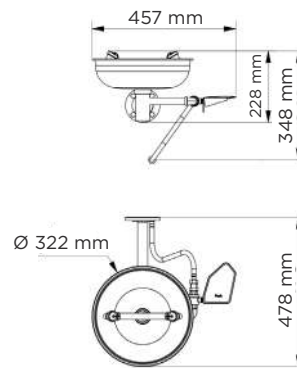


Ref. 12011
Material: **Stainless Steel.**
Wall mounted

TECHNICAL DETAILS 12010



TECHNICAL DETAILS 12011



VERTICAL SHOWERS

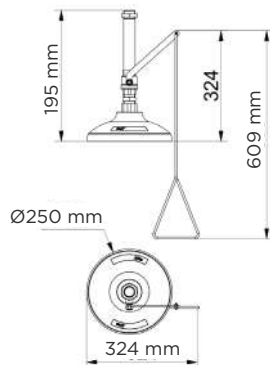


Ref. 12016
Material: **Plastic**
With spray

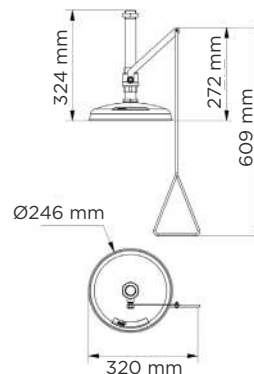


Ref. 12017
Material: **Stainless Steel.**
With spray

TECHNICAL DETAILS 12016



TECHNICAL DETAILS 12017



EYE WASHERS WITH PEDESTAL



Ref. 12013
Material: **ABS**
With sink



Ref. 12014
Material: **Stainless Steel.**
With sink

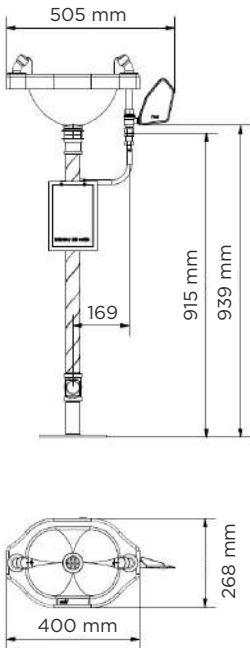


Ref. 12020
Material: **ABS**
With pedal and
dual control.

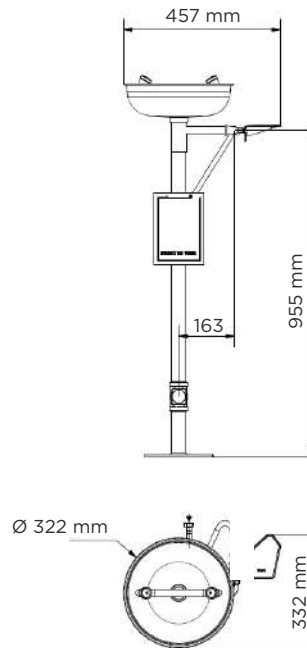


Ref. 12021
Material: **Stainless Steel.**
With pedal and
dual control.

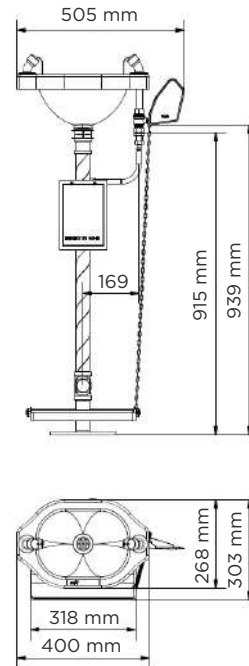
TECHNICAL DETAILS 12013



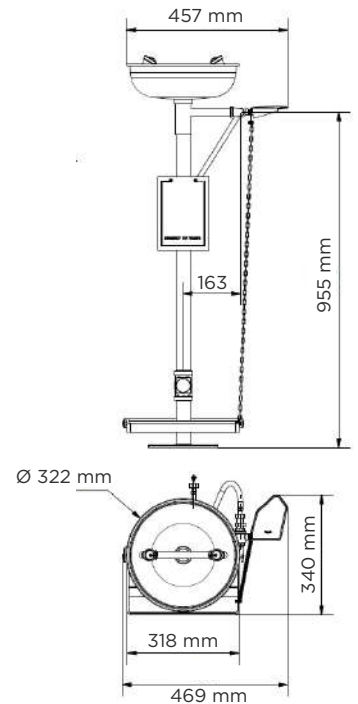
TECHNICAL DETAILS 12014



TECHNICAL DETAILS 12020



TECHNICAL DETAILS 12021



EMERGENCY | EYE WASHERS AND SHOWERS



EMERGENCY
SHOWER



Ref. 12023
Material: ABS
With spray

SHOWER/EYE WASHER
WITH DOUBLE CONTROL



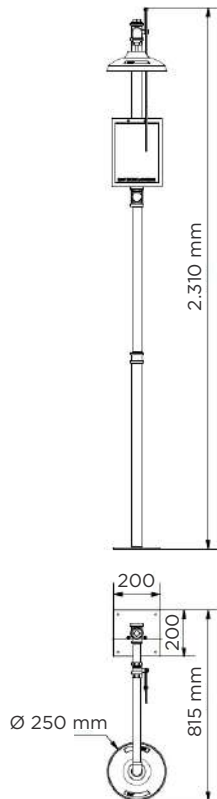
Ref. 12025
Material: ABS
With spray and sink

SHOWER/EYE WASHER
WITH TRIPLE CONTROL

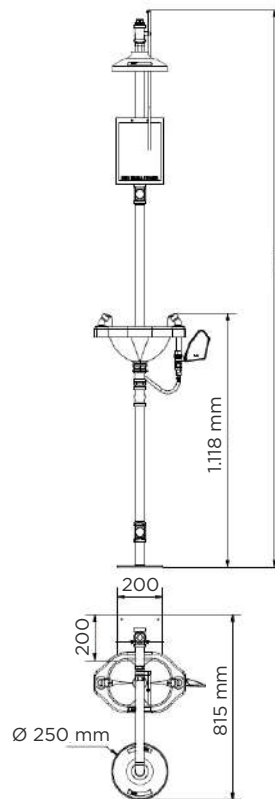


Ref. 12027
Material: ABS
With spray and sink

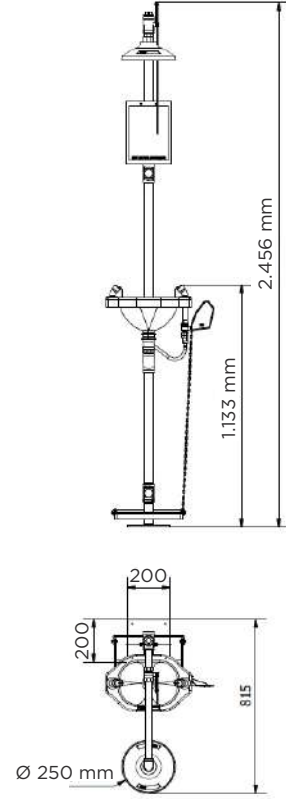
TECHNICAL DETAILS
12023



TECHNICAL DETAILS
12025



TECHNICAL DETAILS
12027



EMERGENCY SHOWER



Ref. 12024
Material: **Stainless Steel.**
With **spray**

SHOWER/EYE WASHER WITH DOUBLE CONTROL



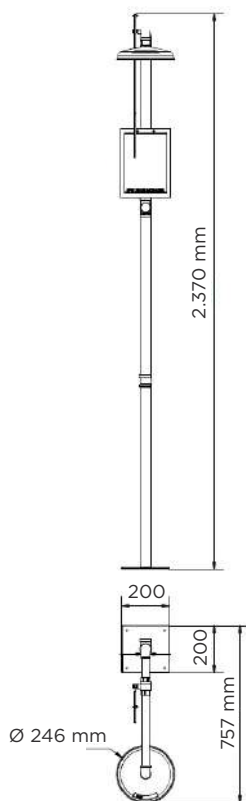
Ref. 12026
Material: **Stainless Steel.**
With **spray and sink**

SHOWER/EYE WASHER WITH TRIPLE CONTROL

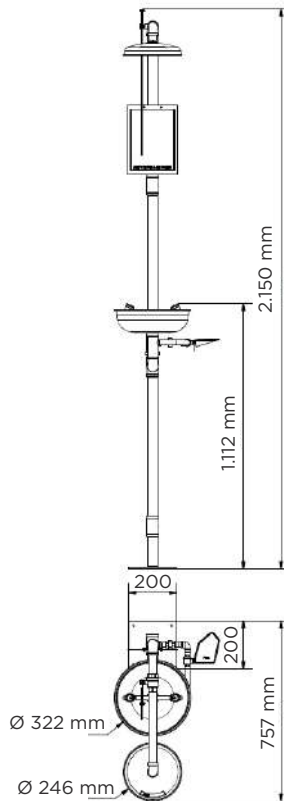


Ref. 12028
Material: **Stainless Steel.**
With **spray and sink**

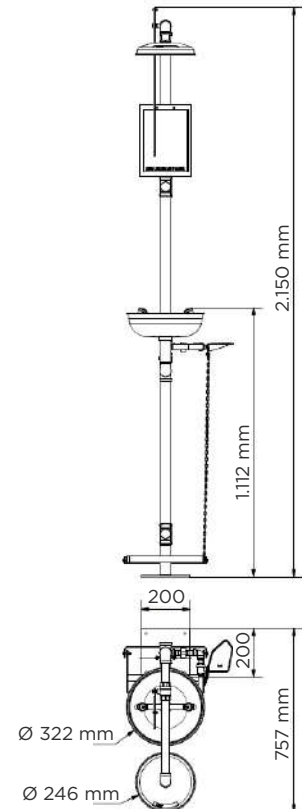
TECHNICAL DETAILS 12024



TECHNICAL DETAILS 12026



TECHNICAL DETAILS 12028



SALES GENERAL CONDITIONS

INTRODUCTION

Commercial transactions between **CLINIMAX EQUIPAMIENTOS, S.L.** and its clients are governed by general conditions of trade shown below and are implicitly accepted when the customer places an order.

All products, prices, photographs, measures and other technical characteristics listed in the catalogue are for guidance purposes only. **CLINIMAX EQUIPAMIENTOS, S.L.** reserves the right to modify and/or rectify data without prior notice, informing the customer as soon as possible.

In case of errors in measures, prices or other information in this catalogue, these will be considered as printing errors and the corrections provided by **CLINIMAX EQUIPAMIENTOS, S.L.** will be valid.

PRICES AND ORDERS

Prices in Euros. VAT not included.

All orders must be formalized by a written document.

REFUNDS

No refunds are allowed after 15 days from order delivery.

No returns accepted without written confirmation by **CLINIMAX EQUIPAMIENTOS, S.L.**

Freights of refunds not attributable to mistakes of **CLINIMAX EQUIPAMIENTOS, S.L.** will be paid by the customer. A 15% charge (deterioration) will be deducted from the refund as handling costs, revision costs, etc.

No return accepted for customized and branded products or products that are not included in this catalogue.

Returns must have their original packaging, without any labels or marks and with accessories for complete installation.

Otherwise it will not be accepted and will be returned or available for collection at our warehouse. Any fault or malfunction of products should be originated by delivery process. No damage claims will be accepted later.

TRANSPORT

All shipments above 250 € to mainland Spanish territory will be delivered free of charge.

For shipments to any other territory, please consult us.

WARRANTY

Aplicable under current legislation and after verification of our technical staff in our workshops / warehouses.

APPLICABLE JURISDICTION

In case of dispute / lawsuit, the only competent tribunal court will be those of Barcelona.

NOTE:

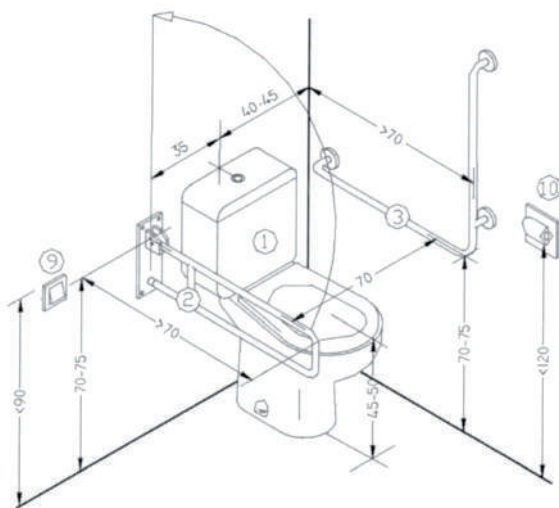
The dimensions of the stainless steel products in this catalogue may vary 3% from indicated dimensions.

CLINIMAX EQUIPAMIENTOS, S.L. offers you graphical materials that we consider useful in the practice of your job activity in order to adjust the draft construction to current regulations of accessibility.

The technician role is vital to get an installation integrates the concepts of accessibility and functionality with aesthetics. For this reason, we want to help you in a practical way to incorporate accessibility with rigor and precision to all elements of the work which have to comply with the rules, and do so knowing that accessibility is an integral feature of quality and modernity.

Despite the existence of common parameters, note that each geographical area has special regulations within the scope of the installation aid elements.

LOW TANK TOILET

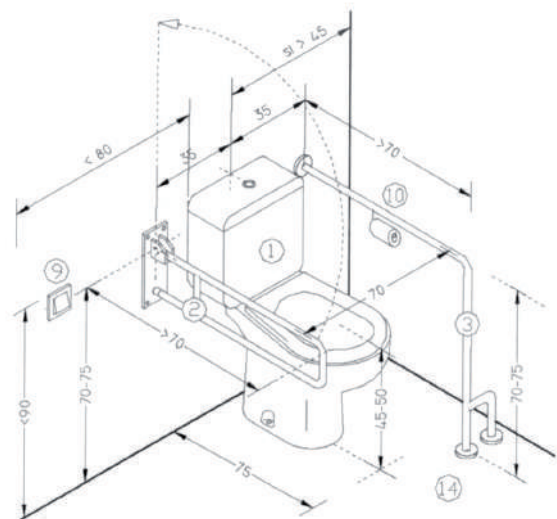


1. Toilet **02207**. Seat height: 45 - 50 cm.
2. Folding bar **02042**.
3. Wall mounted fixed bar **02155**.
9. Internal phone or bell.
10. Paper dispenser **06004**.
14. Slip flooring.

(Measures in centimeters)

LOW TANK TOILET

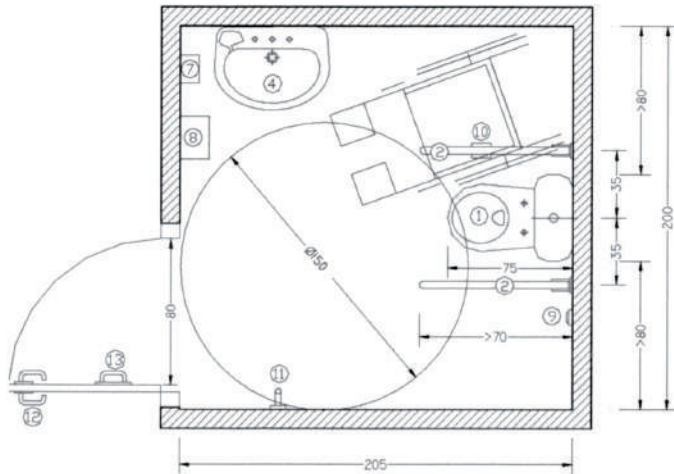
(Toilet places in a corner. It allows the transfer to the toilet only by a lateral)



1. Toilet **02207**. Seat height: 45 - 50 cm.
2. Folding bar **02042**.
3. Wall mounted fixed bar **02127**.
9. Internal phone or bell.
10. Paper dispenser **02042**.
14. Slip flooring.

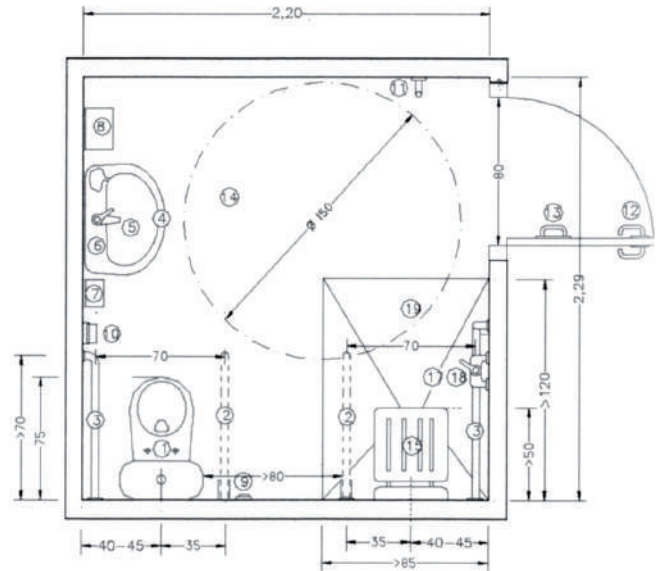
(Measures in centimeters)

ADAPTED BATHROOM



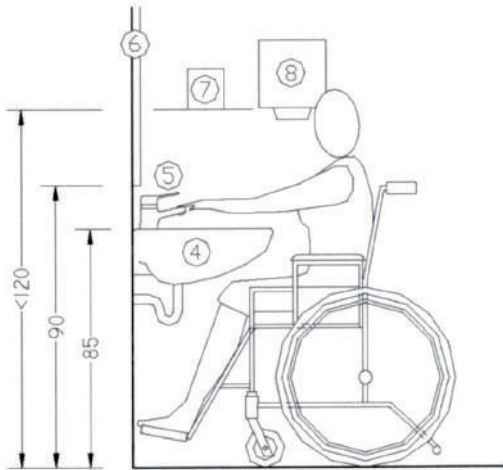
1. Toilet **02207**. Seat height: 45 - 50 cm.
2. Folding bar **02042**.
4. Wall mounted washbasin **02217**.
5. Mixer tap with log lever **02221**.
6. Vertical retractable mirror **02242**.
7. Soap dispenser **04025**.
8. Hand dryer **01004**.
9. Internal phone or bell.
10. Paper dispenser in bar **02042**.
11. Individual bathroom hanger **05024**.
(Located at a maximum height of 140 cm)
12. Door handle with push system or lever.
13. Support handle to open the door **02160**.
14. Slip flooring.
(Measures in centimeters)

COMPLETE ADAPTED BATHROOM



1. Toilet **02207**. Seat height: 45 - 50 cm.
2. Folding bar **02042**.
3. Wall mounted fixed bar **02155**.
4. Wall mounted washbasin **02217**.
5. Mixer tap with log lever **02221**.
6. Vertical retractable mirror **02242**.
7. Soap dispenser **04025**.
8. Hand dryer **01004**.
9. Internal phone or bell.
10. Paper dispenser in bar **06004**.
11. Individual bathroom hanger **05024**.
(Located at a maximum height of 140 cm)
12. Door handle with push system or lever.
13. Support handle to open the door **02160**.
14. Slip flooring.
15. Folding shower seat **02005**.
17. Wall mounted single long lever mixer.
18. Type telephone sprayer with bar support.
19. Anti-slip built-in shower pan **02230**.
(Measures in centimeters)

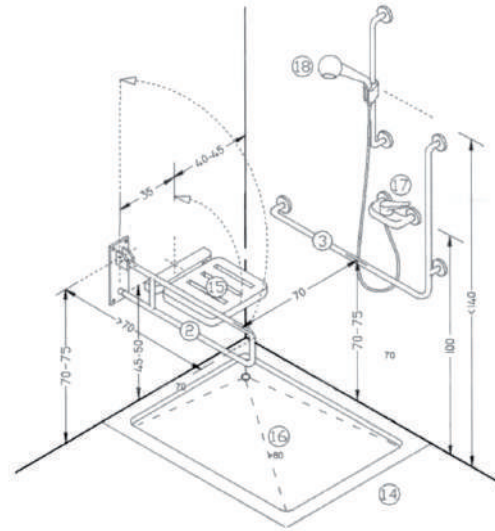
WASHBASIN



- 4.** Wall mounted washbasin **02217**.
- 5.** Mixer tap with log lever **02221**.
- 6.** Vertical retractable mirror **02242**.
- 7.** Soap dispenser **04025**.
- 8.** Hand dryer **01004**.

(Measures in centimeters)

ADAPTED SHOWER



- 2.** Folding bar **02042**.
- 3.** Wall mounted fixed bar **02155** or **02127**.
- 14.** Slip flooring.
- 15.** Folding shower seat **02005**.
- 16.** Anti-slip built-in shower pan **02230**.
- 17.** Wall mounted single long lever mixer **02216**.
- 18.** Type telephone sprayer with bar support.




(Measures in centimeters)

GRAB BARS. NORMATIVE

Is required to install grab bars on both sides of the toilet, with vertical folding the one by the side where the transfer is made and fixed the one that is at the wall side, the minimum length will be the one from the wall to the outer edge of the toilet and it's required to be placed at 75 cm in height. The distance between both bar axes will be between 65 cm and 70 cm. If exist the

possibility of transferring from the wheelchair to the toilet from both sides, both grab bars will be folding bars.

The cross section of the same will have rounded edges and its maximum dimension shall not exceed 5 cm. If the section is circular, the diameter will be between 3 cm and 5 cm.



STAINLESS STEEL MAINTENANCE

GENERAL MAINTENANCE TIPS

All kind of stainless steel can develop spots or be discolored upon contact with certain substances or when not the proper cleaning products are used. The surface of the equipment must always be kept clean in order to the stainless steel keep a maximum resistance to corrosion. Products made of strong acid solutions used in cleaning of bricks and tiles should never come in contact with stainless steel.

Lyes and other cleaning products hypochlorite based should not be used for cleaning stainless steel.

Other products that must not come in contact with stainless steel are certain cleaning products for bathrooms, developing solutions, acids, concentrated disinfectants, chlorine and strong alkalis, such as caustic soda. If any of these fluids come into contact with stainless steel if shall thoroughly rinse with clean water.

STAINLESS STEEL DAILY MAINTENANCE

For daily cleaning of stainless steel products and sanitary wares, **CLINIMAX EQUIPAMIENTOS, S.L.** recommends:

1. Wash the surface with soapy water or a mild detergent.
2. Always rinse with clean water.
3. Dry with a soft cloth.

All kind of stainless steel can develop spots or be discolored upon contact with certain substances or not the proper cleaning products are used.

There are specific products on the market for cleaning stainless steel surfaces that can be used directly, providing a magnificent finish and protecting the surface of stainless steel.

TOILETS AND URINAL CLEANING

To clean and maintain the good appearance of these products, you must use cleaning products containing sulfamic acid and which are recommended for cleaning stainless steel. These products that remove tartar, are bactericidal and deodorant, and do not harm stainless steel.

In any case, always follow the instructions and precautions for use provided by the manufacturer of cleaning products.





REF.	PAG.	REF.	PAG.	REF.	PAG.	REF.	PAG.
01001	11	02021	96	02102	89	02194	101
01002	11	02023	96	02108	91	02195	102
01003	11	02024	94	02109	90	02196	102
01004	11	02025	101	02110	90	02197	102
01005	11	02026	101	02112	91	02198	102
01006	11	02028	101	02115	92	02199	103
01010	15	02032	101	02116	92	02200	103
01011	14	02033	90	02117	92	02201	103
01017	14	02036	92	02120	92	02202	102
01021	9	02037	92	02121	92	02203	106
01022	9	02038	112	02122	92	02204	106
01023	9	02039	87	02125	93	02205	106
01024	9	02041	87	02126	93	02206	106
01025	9	02042	89	02127	93	02207	107
01026	16	02043	87	02130	93	02208	107
01031	15	02045	87	02131	93	02209	107
01032	17	02046	87	02132	93	02210	107
01033	17	02048	89	02135	94	02211	107
01034	15	02049	91	02136	94	02212	107
01035	16	02059	101	02137	94	02213	108
01036	16	02060	87	02140	95	02214	108
01037	6	02061	87	02141	95	02215	108
01051	7	02063	87	02142	95	02216	108
01052	7	02064	87	02143	95	02217	110
01053	7	02065	87	02146	95	02218	110
01055	10	02066	87	02147	95	02219	110
01056	8	02067	87	02148	95	02220	110
01057	8	02068	87	02149	95	02221	110
01058	8	02069	87	02152	95	02222	110
01059	8	02070	87	02153	95	02223	110
01060	6	02071	87	02155	95	02224	110
01061	6	02072	87	02158	99	02225	110
01062	10	02073	87	02159	99	02228	113
01063	10	02074	87	02160	99	02230	106
01064	14	02075	87	02163	96	02231	106
01065	7	02076	87	02164	96	02239	109
01066	6	02077	87	02166	96	02240	111
02001	89	02080	101	02169	96	02241	111
02002	87	02083	113	02170	96	02242	111
02004	90	02086	88	02172	96	02243	111
02005	112	02087	88	02174	97	02244	111
02006	95	02088	88	02175	97	02245	111
02007	87	02089	88	02176	97	02246	111
02010	89	02090	88	02179	98	02247	111
02011	87	02091	88	02180	98	02250	87
02012	87	02092	88	02181	98	02251	87
02016	99	02093	88	02182	98	02254	109
02018	93	02096	89	02185	112	02255	109
02019	93	02097	89	02186	112	02256	113
02020	97	02100	89	02187	112	02257	109

CODE INDEX

REF.	PAG.	REF.	PAG.	REF.	PAG.	REF.	PAG.
02258	109	03057	131	04006	27	05027	48
02260	113	03058	131	04007	27	05028	49
02261	113	03059	131	04013	27	05029	49
02264	92	03060	131	04015	27	05030	48
02265	92	03061	131	04017	26	05031	49
02266	92	03062	131	04019	20	05032	39
02267	92	03063	127	04020	21	05033	64
02268	92	03064	127	04021	21	05034	38
02269	92	03065	127	04022	24	05036	38
02270	92	03066	127	04023	20	05037	38
02271	92	03067	127	04024	20	05039	38
03001	122	03068	127	04025	20	05041	58
03002	122	03069	127	04029	22	05042	61
03006	122	03070	127	04030	22	05045	75
03007	122	03071	127	04031	23	05046	49
03008	122	03072	123	04032	23	05047	75
03009	122	03073	123	04035	25	05049	48
03012P	120	03074	128	04038	25	05050	48
03012S	120	03075	128	04041	25	05051	83
03013P	120	03076	128	04042	21	05052	83
03013S	120	03078	128	04043	24	05053	83
03014	120	03079	128	04044	24	05054	83
03015	120	03091	132	04047	25	05055	83
03016	120	03092	132	04048	25	05056	83
03020	121	03093	132	04049	25	05057	83
03021	121	03094	132	04050	25	05058	38
03022	121	03095	132	04051	25	05060	39
03029	124	03096	132	04052	25	05061	39
03030	124	03097	132	04053	21	05062	39
03033	124	03098	132	04054	20	05063	39
03034	124	03099	132	05001	64	05064	53
03035	125	03100	132	05003	54	05065	53
03036	125	03101	133	05004	52	05066	53
03037	125	03102	133	05005	38	05067	53
03038	125	03103	133	05008	56	05068	53
03039	125	03104	133	05010	57	05070	64
03040	126	03105	133	05011	56	05071	64
03041	126	03106	133	05012	56	05073	55
03042	126	03107	133	05013	58	05074	53
03043	129	03108	133	05014	58	05075	53
03044	129	03109	133	05015	58	05077	52
03045	129	03110	133	05016	59	05078	52
03051	130	03116	123	05018	65	05079	52
03051	131	03118	124	05019	61	05080	52
03052	130	03119	124	05020	59	05081	54
03053	130	04001	21	05021	61	05082	54
03054	130	04002	26	05022	61	05083	54
03055	130	04003	26	05023	62	05084	55
03056	130	04004	26	05024	48	05085	55
03057	130	04005	20	05026	52	05086	55

REF.	PAG.	REF.	PAG.	REF.	PAG.	REF.	PAG.
05087	55	05151	51	07001	44	08030	74
05088	55	05152	50	07003	40	08031	74
05089	55	05153	50	07004	40	08032	80
05090	60	05154	50	07005	42	08033	80
05092	62	05156	51	07006	42	08034	80
05093	64	05157	50	07007	45	08035	79
05094	65	05158	81	07011	40	08036	76
05095	65	05159	64	07012	41	08037	77
05096	65	05160	76	07013	41	08038	74
05097	60	05161	76	07018	45	08039	82
05098	60	05163	63	07022	45	08040	72
05099	60	05164	63	07023	42	08042	79
05101	59	05165	63	07024	45	08043	79
05102	59	05166	63	07025	45	08044	79
05111	66	05167	38	07027	44	08045	77
05112	66	05168	38	07028	44	08046	78
05113	66	06001	34	07029	44	08047	78
05114	67	06004	30	07033	43	08056	76
05115	66	06005	30	07034	43	09001	116
05116	67	06006	32	07035	43	09003	116
05117	66	06013	34	07036	43	09004	116
05118	67	06014	34	07037	43	09005	116
05119	49	06015	32	07038	43	09006	116
05120	49	06016	32	08001	78	09007	116
05121	54	06018	31	08002	72	09009	117
05122	62	06019	31	08003	74	09010	117
05124	83	06021	30	08005	70	09015	117
05125	48	06022	30	08006	70	12010	136
05126	49	06023	31	08007	70	12011	136
05127	49	06024	31	08009	80	12013	137
05128	48	06025	31	08010	74	12014	137
05129	48	06029	33	08011	71	12016	136
05130	48	06030	32	08012	71	12017	136
05131	48	06031	35	08013	70	12020	137
05132	49	06032	32	08014	82	12021	137
05133	56	06033	33	08015	73	12023	138
05134	57	06034	33	08016	73	12024	139
05135	57	06035	33	08017	71	12025	138
05136	57	06036	35	08018	72	12026	139
05137	54	06037	35	08019	78	12027	138
05138	39	06042	35	08020	77	12028	139
05139	75	06043	35	08021	77		
05140	75	06045	34	08022	76		
05141	75	06046	34	08023	77		
05142	62	06047	34	08024	79		
05143	66	06054	30	08025	79		
05144	81	06055	30	08026	73		
05145	75	06056	30	08027	80		
05149	51	06057	34	08028	74		
05150	51	06058	32	08029	74		




CLINIMAX EQUIPAMIENTOS S,L.

C/Travessera de les Corts, 302 • 08029 Barcelona • ESPAÑA

+ 34 (0)936 82 89 21 • + 34 (0)662 18 82 39

www.simex.es • export@simex.es



Headquarters:

C/Travessera de les Corts, 302.

08029 Barcelona • ESPAÑA

Tel. + 34 (0)936 82 89 21

Mov. + 34 (0)662 18 82 39

Offices and Logistic Warehouse:

C/Comunidad Castilla y León, s/n.

22520 Fraga (HUESCA) • ESPAÑA

Tel. + 34 (0)974 03 53 44



export@simex.es

www.simex.es